

United States Department of the Interior
National Park Service

National Register of Historic Places

Registration Form

1. Name of Property

historic name N/A

other names/site number Luna Park Historic District (preferred)

2. Location

street & number Roughly bound by Main St., Glenwood Ave., Delaware Ave., and Kanawha Blvd West. ☐ not for publication

city or town Charleston ☐ vicinity

state West Virginia code WV county Kanawha code 039 zip code 25302

3. State/Federal Agency Certification

As the designated authority under the National Historic Preservation Act, as amended, I hereby certify that this ☒ nomination ☐
request for determination of eligibility meets the documentation standards for registering properties in the National Register of Historic
Places and meets the procedural and professional requirements set for in 36 CFR Part 60. In my opinion, the property ☒ meets ☐
does not meet the National Register criteria. I recommend that this property be considered significant
☐ nationally ☐ statewide ☒ locally. (See continuation sheet for additional comments.)

Signature of certifying official/Title

Date

West Virginia State Historic Preservation Office

State or Federal agency and bureau

In my opinion, the property ☐ meets ☐ does not meet the National Register criteria. (☐ See Continuation sheet for additional
comments.)

Signature of certifying official/Title

Date

State or Federal agency and bureau

4. National Park Service Certification

I hereby certify that the property is:

Signature of the Keeper

Date of Action

☐ entered in the National Register.

☐ See continuation sheet

☐ determined eligible for the
National Register.

☐ See continuation sheet

☐ determined not eligible for the
National Register.

☐ removed from the National
Register.

☐ other, (explain:) _____

Luna Park Historic District
Name of Property

Kanawha, West Virginia
County and State

5. Classification

Ownership of Property	Category of Property	Number of Resources within Property		
<input checked="" type="checkbox"/> private	<input type="checkbox"/> building(s)	Contributing	Noncontributing	
<input type="checkbox"/> public-local	<input checked="" type="checkbox"/> district	444	103	buildings
<input type="checkbox"/> public-State	<input type="checkbox"/> site	0	2	sites
<input type="checkbox"/> public-Federal	<input type="checkbox"/> structure	0	5	structures
	<input type="checkbox"/> object	0	0	objects
		444	110	Total
Name of related multiple property listing		Number of Contributing resources previously listed in the National Register		
N/A		0		

6. Function or Use

Historic Functions	Current Functions
DOMESTIC/single dwelling	DOMESTIC/single dwelling
EDUCATION/school	RELIGION/religious facility
RELIGION/religious facility	EDUCATION/school

7. Description

Architectural Classification	Materials
LATE 19 th and 20 th CENTURY AMERICAN MOVEMENTS/Bungalow/Craftsman/Tudor Revival/Colonial Revival	foundation CONCRETE/BRICK/STONE
	walls WOOD/weatherboard, BRICK, STONE, SYNTHETICS/vinyl, STUCCO, ASBESTOS
	roof ASPHALT, SLATE TILE
	other

Narrative Description
See Continuation Sheets

Luna Park Historic District
Name of Property

Kanawha, West Virginia
County and State

8. Statement of Significance

Applicable National Register Criteria

- ☐ **A** Property is associated with events that have made a significant contribution to the broad patterns of our history.
- ☐ **B** Property is associated with the lives of persons significant in our past.
- ☒ **C** Property embodies the distinctive characteristics of a type, period, or method of construction or represents the work of a master, or possesses high artistic values, or represents a significant and distinguishable entity whose components lack individual distinction.
- ☐ **D** Property has yielded, or is likely to yield, information important in prehistory or history.

Criteria Considerations

Property is:

- ☐ **A** owned by a religious institution or used for religious purposes.
- ☐ **B.** removed from its original location.
- ☐ **C.** birthplace or grave of a historical figure of outstanding importance.
- ☐ **D** a cemetery.
- ☐ **E** a reconstructed building, object, or structure.
- ☐ **F** a commemorative property
- ☐ **G** less than 50 years of age or achieved significance within the past 50 years.

Narrative Statement of Significance:

See Continuation sheets

Levels of Significance (local, state, national)

LOCAL

Areas of Significance

ARCHITECTURE

Period of Significance

c.1910-c.1945

Significant Dates

N/A

Significant Person

N/A

Cultural Affiliation

N/A

Architect/Builder

Norman, John C. (architect)

Warne, H. Rus (architect)

9. Major Bibliographical References

Bibliography

Previous documentation on file (NPS):

- ☐ preliminary determination of individual listing (36 CFR 67) has been requested
- ☐ previously listed in the National Register
- ☐ Previously determined eligible by the National Register
- ☐ designated a National Historic Landmark
- ☐ recorded by Historic American Buildings Survey # _____
- ☐ recorded by Historic American Engineering

Primary location of additional data:

- ☒ State Historic Preservation Office
- ☐ Other State Agency
- ☐ Federal Agency
- ☐ Local Government
- ☐ University
- ☐ Other

Name of repository: _____

Record # _____

Luna Park Historic District
Name of Property

Kanawha, West Virginia
County and State

10. Geographical Data

Acreage of Property approximately 40 acres

UTM References

1	<u>17</u>	<u>442764</u>	<u>4246235</u>	3	<u>17</u>	<u>443166</u>	<u>4245610</u>
	Zone	Easting	Northing		Zone	Easting	Northing
2	<u>17</u>	<u>443300</u>	<u>4245889</u>	4	<u>17</u>	<u>442558</u>	<u>4245908</u>

☐ See continuation sheet

Verbal Boundary Description

See Continuation Sheets

Boundary Justification

See Continuation Sheets

11. Form Prepared By

name/title Erin Riebe and Bethany Canfield (based on survey report completed by Taylor & Taylor Assoc., Inc.)
organization WV SHPO date November 2011
street & number telephone
city or town state zip code

Property Owner

name Multiple Property Owners
street & number
city or town

Paperwork Reduction Act Statement: This information is being collected for applications to the National Register of Historic Places to nominate properties for listing or determine eligibility for listing, to list properties, and to amend existing listing. Response to this request is required to obtain a benefit in accordance with the National Historic Preservation Act, as amended (16 U.S.C. 470 *et seq.*)

Estimated Burden Statement: Public reporting burden for this form is estimated to average 18.1 hours per response including time for reviewing instructions, gathering and maintaining data, and completing and reviewing the form. Direct comments regarding this burden estimate or any aspect of this form to the Chief, Administrative Services Division, National Park Service, P. O. Box 37127, Washington, DC 20013-7127; and the Office of Management and Budget, Paperwork Reduction Projects (1024-0018), Washington, DC 20303.

United States Department of the Interior
National Park Service

National Register of Historic Places Continuation Sheet

Section number 7 Page 1

LOCATION and SETTING¹

The Luna Park Historic District² is located on the west side of Charleston, West Virginia. Charleston, the capitol of West Virginia, is located in the south central part of the state. The west side is located west of the Elk River and north of the Kanawha River.

The district includes approximately 40 acres of flat land along the Kanawha River. Much of the district, and the west side, is laid out on a standard grid pattern with square and/or rectangular blocks. However, Lovell Drive and a portion of Grant Street are curved, reflecting the years just prior to the neighborhood's establishment when a portion of the district was the location of a local amusement park. Other streets in the district include Glenwood, Park, and Delaware Avenues, Park Drive, Park Court, Elm and Vine Streets; all generally running northeast-southwest. Simms, Hall, Grant, and Main Street run northwest-southeast. A number of unnamed alleyways connect the streets to one another and provide access to rear garages and outbuildings. The streets are paved, most are illuminated with street lights mounted onto utility poles powered by overhead wiring, and all have sidewalks.

The majority of the homes in the district were constructed in the mid to late 1925s and early 1930s. The district is densely developed with most of the houses approximately 15-20 feet apart. Building lots are characteristically long and narrow with little side-lot setback. Most homes have small front yards and small back yards. Some have driveways, but many homes have on-street parking or rear-alley access. Some of the streets are lined with many trees while others have few.

A diversity of house and building types and construction methods are found throughout the Luna Park area, all of which typically represent construction methods, building types, and architectural styles popular during the early decades of the twentieth century, during which time the neighborhood developed. The vast majority of the buildings in the survey area are of balloon frame construction. Most properties exhibiting an exterior finish of masonry are veneered; some are of tile construction with a brick or stucco finish. Other exterior finishes include weatherboard, shiplap, asbestos shingles, along with stucco and the occasional use of insul-brick and exposed tile. Brick finishes appear with considerably less frequency than does wood. Some of the properties in the survey area are finished in non-historic siding, typically vinyl. Nearly all of the houses built in Luna Park were built with front porches that have been retained in the majority of the properties in the district. In a small number of cases, porches have been removed or enclosed unsympathetically, with a significant deleterious effect on the historic integrity of the individual property.

¹ The Section 7 and Section 8 narratives were largely completed for a survey report compiled by Taylor & Taylor Assoc., Inc. titled "Luna Park Historic Resource Survey" on file at the WV State Historic Preservation Office.

² The term "Luna Park" within the name of the district reflects how the general area is known today and does not indicate that the entire district was once part of the Luna Park amusement park, once located in the area.

United States Department of the Interior
National Park Service

National Register of Historic Places Continuation Sheet

Section number 7 Page 2

Roof forms include the gabled—the most prevalent—along with hipped and pyramidal. The gambrel roof is displayed on the area's Dutch Colonial Revival-style buildings. Roofs are typically finished in asphalt shingles; in a few instances historic slate roofs remain along with standing-seam metal. Most buildings rest on foundations of brick or concrete block, including block with a smooth-dressed, rock-faced, and rusticated finish. In some instances, foundations are parged, precluding the identification of the material from the public rights-of-way. Most buildings within the Luna Park survey area retain original chimneys, located at gable ends and within the roof slope of the buildings with which they are associated. Some properties have no chimneys, likely the result of their removal in the process of retrofitting of roofs and/or heating systems.

Among the varied styles found in Luna Park are the American Foursquare, Craftsman, Tudor Revival, and Colonial Revival, including Dutch Colonial Revival. Elements of the Craftsman style appears in the area's many Bungalows and front-gable houses. The Colonial Revival style is represented in some houses which incorporate a Palladian window or a stylized variant thereof into their design. Dutch Colonial Revival-style houses are marked universally by the distinctive double-pitched gambrel roof. Bungalows are 1½ stories in height, with the majority typically having a side-gable roof and a recessed front porch with a gable or shed dormer above. Tudor Revival-style houses are identified by the use of half-timbered finishes, generally in porches or in the pediments of gables, and steeply-pitched gable roofs. American Foursquares are found throughout Luna Park and are at least two full stories in height and often of 2½ stories, essentially square in form, with a hipped roof, dormers, and a front porch. Also found in the district is vernacular architecture which has little or no formal design antecedents but which nonetheless represents important reminders of the domestic building traditions of the area.

Of the 395 houses in the district, there are 94 Bungalows (approximately half of them display elements of the Craftsman style of architecture), 66 American Foursquares, 25 Colonial Revival (including 11 Dutch Colonial Revival), and 16 displaying elements of the Tudor Revival style. The majority of the remaining houses are characterized as vernacular. Of them, there are 87 two or two-and-one-half-story, front-gable houses and 39 single-story, front gable houses and 33 side-gable houses ranging from one story to two-and-one-half stories. Some of these vernacular houses display elements of the Craftsman or Colonial Revival style of architecture.

In total, the district includes 554 resources; 444 contributing buildings and 103 non-contributing buildings. Two empty lots are considered non-contributing sites and five parking lots are considered non-contributing structures. Resources that are considered non-contributing within the district were either constructed outside of the period of significance or are empty lots where significant buildings once stood. Buildings constructed within the period of significance that are considered non-contributing have had many changes or major changes and no longer resemble historic resources.

Modifications to buildings within the Luna Park Historic District are characteristic of those found nearly everywhere. The most prevalent alterations to the buildings in this area involve the introduction of non-

United States Department of the Interior
National Park Service

National Register of Historic Places Continuation Sheet

Section number 7 Page 3

historic materials, principally siding and/or replacement windows. With respect to windows, most appear to occupy the same opening as did their historic antecedents. Some front porches have been removed and others have been enclosed to create interior living space. With respect to alterations, non-historic siding and windows will not significantly inhibit the integrity of a property unless the change is invasive in the extreme.

INDIVIDUAL DESCRIPTIONS (organized alphabetically by street and numerically by street number)

Berkeley Street

412 Site # KA-5880

408 Berkeley Street

c. 1925

contributing building

1 ½ -story Bungalow with a side gable roof and a shed dormer on the façade. A decorative bracket covered with vinyl siding under the eaves. The first story is of brick, with the second story clad in vinyl siding. A corner bay window is on the first story. The recessed front porch is supported by plain round wood posts. Fenestration is flat-topped, set on stone sills and capped with stone lintels with replacement sash.

Delaware Avenue

1 Site # KA-5878

2 Delaware Avenue

c. 1925

contributing building

2-story residence with Craftsman details, of wood construction, finished in stucco, with a forward-projecting pedimented portico on the south side of the façade, shielding the main entrance. Fenestration is flat-topped, with window units set singly and in groups, with replacement sash set singly and in groups. The window units sit on brick sills. Scalloped rafter tails under the eaves.

1A Garage

c. 1925

contributing building

1-story, 2-car garage with a hipped roof and overhead garage doors.

2 Site # KA-5877

4 Delaware Avenue

c. 1925

contributing building

2-story American Foursquare of wood construction with a hipped roof and hipped dormer, and the first story finished in asbestos shingles with the upper story finished in non-historic siding. Centered entrance shielded by a hipped-roofed porch supported by Doric columns and enclosed within a turned spindle wood balustrade. Fenestration is flat-topped, without notable ornament.

3 Site # KA-5876

6 Delaware Avenue

c. 1925

contributing building

United States Department of the Interior
National Park Service

National Register of Historic Places Continuation Sheet

Section number 7 Page 4

2½-story, gable-front house finished in red brick with a gable roof and gable-end-orientation to the street with the pediment of the gable finished in stucco and a stucco finished gabled dormer on the north elevation. Gable-end-oriented front porch of brick with a stuccoed pediment. Fenestration flat topped, 1/1, without notable ornament. Decorative brackets under the eaves.

- 3A Outbuilding/ Apartment c. 1970 non-contributing building**
1-story dependency with a side gabled roof and a shed roof addition on the eastern elevation. The building is closest to Raleigh Street on the rear of the lot behind Resource No. 3, with the driveway next to the house.
- 4 Site # KA- 2646 c. 1925 contributing building**
7 Delaware Avenue
Substantial 2½-story, gable-front house with Craftsman characteristics. Wood construction finished in wood shingles with a gable roof and gable dormers on the side. Hipped-roof front porch with curvilinear entrados extends across the façade. Fenestration is flat-topped, 1/1.
- 5 Site # KA-5875 c.1915 non-contributing building**
8 Delaware Avenue
1-story, cube-shape house of wood construction with a hipped roof and a forward-projecting gabled roofed wing on the south side of the façade with a non-historic oriel inserted within. 1-story porch in the angle of the ell. Non-historic siding and rear addition. This is a non-contributing resource due to the use of non-historic materials and various alterations.
- 5A Garage c. 1925 non-contributing building**
1-story, one bay front gabled garage with new siding.
- 6 Site # KA-5874 c. 1925 contributing building**
12 Delaware Avenue
2½-story American Foursquare of wood construction, finished in thin shiplap siding with a hipped dormer and hipped roof. Hipped roof front porch of brick and wood with oversized wood posts and a spindle wood balustrade. Fenestration is flat topped, with modest window heads and some windows having exterior fixed shutters.
- 7 Site # KA-5873 c. 1925 non-contributing building**
14 Delaware Avenue
2-story American Foursquare of wood construction finished in non-historic siding, with the front porch removed and replaced with a metal hood supported by wrought iron posts. Hipped roof with hipped dormer. Fenestration is flat-topped with some replacement and oversized windows. The building no longer resembles a historic resource.

United States Department of the Interior
National Park Service

National Register of Historic Places Continuation Sheet

Section number 7 Page 5

-
- | | | | |
|------------|---|----------------|----------------------------------|
| 7A | Garage | c.1925 | contributing |
| | 1-bay, side-gable garage with clapboard siding. | | |
|
 | | | |
| 8 | Site # KA-5872 | | |
| | 16 Delaware Avenue | c. 1925 | contributing building |
| | 1-story, front-gable house of wood construction with a shed roofed front porch with a pediment over the main entrance which is offset on the south side of the façade. Exterior finished in non-historic siding and some original stylized half -timbering. Fenestration is flat-topped, without other notable ornament. | | |
|
 | | | |
| 9 | Site # KA-5871 | | |
| | 18 Delaware Avenue | c. 1925 | non-contributing building |
| | 2-story residence finished in stucco with a double gallery porch on the façade finished in stylized half timbering. 1st story of the porch is enclosed with windows. The main entrance is offset on the south side of the façade, and is shielded by a forward-projecting pedimented hood finished in half timbering. The building has had multiple alterations including the remodeling of the entire main elevation and is thus considered noncontributing. | | |
|
 | | | |
| 10 | Site # KA-5870 | | |
| | 20 Delaware Avenue | c. 1925 | contributing building |
| | 2-story gable-end-oriented vernacular residence finished in stucco with a shed-roofed porch and an offset pediment over the entrance. General lack of architectural detail. Fenestration is flat-topped, without notable ornament. | | |
|
 | | | |
| 10A | Garage | c.1925 | contributing building |
| | 1-story, one bay front gabled garage/ shed on the rear of the property. | | |
|
 | | | |
| 11 | Site # KA-2647 | | |
| | 25-25B Delaware Avenue | c. 1925 | contributing building |
| | 2-story detached red brick-finished apartment building which appears to be associated with the Delaware Place Apartments complex which is adjacent. This property incorporates paired hipped-roof porches on the façade, and flat-topped windows, 3/3. Flat parapet with corbeled brickwork. Side porches on the south elevation access other apartments within. | | |
|
 | | | |
| 12 | Site # KA-2648 | | |
| | 27 Delaware Avenue | c. 1930 | contributing building |
| | 2-story minimalist traditional apartment building finished in blonde brick, with two garage openings on the first story and balconies on the second story. A portion of the first story garage areas have been | | |

United States Department of the Interior
National Park Service

National Register of Historic Places Continuation Sheet

Section number 7 Page 6

enclosed. A forward-projecting entry bay incorporates a pedimented entry with the word "Carlyle Apartments" on a stone set within the wall. Fenestration is flat-topped, with replacement sash.

- | | | | |
|------------|--|----------------|----------------------------------|
| 12A | Outbuilding | c.1930 | contributing building |
| | One-story, concrete block building with flat roof with tile coping, 6-light metal casement windows. | | |
|
 | | | |
| 13 | Site # KA-5869 | | |
| | 106 Delaware Avenue | c. 1925 | contributing building |
| | 1-story, side gable house with front projecting gable ell; wood construction finished in non-historic siding, with a shed roofed front porch in the angle of the ell, supported by plain wood posts and enclosed within a solid wood balustrade. Fenestration is flat-topped, with replacement sash and exterior fixed shutters. | | |
|
 | | | |
| 14 | Site # KA-5868 | | |
| | 108 Delaware Avenue | c. 1925 | contributing building |
| | 1-story, side gable house with front projecting gable ell; wood construction, finished in asbestos shingles with the pediments of the gables finished in decorative wood shingling. Hipped roof porch in the angle of the ell supported by plain wood posts and enclosed within a solid wood balustrade. Fenestration is flat-topped, set singly and in pairs. | | |
|
 | | | |
| 15 | Site # KA-5867 | | |
| | 110 Delaware Avenue | c. 1925 | non-contributing building |
| | 1½-story, side gable vernacular house of wood construction with front gable projecting ell, finished in asbestos shingles and shiplap siding. Side gable roof and flat top fenestration. Enclosed porch. The house is non-contributing due to the number of alterations | | |
|
 | | | |
| 16 | Site # KA-5866 | | |
| | 112 Delaware Avenue | c. 1910 | contributing building |
| | 1-story side gable roof house of wood construction with a forward-projecting gable-end-oriented wing on the north side of the façade, creating an L-shaped footprint. Shed roofed porch in the angle of the ell, resting on a masonry stoop. Fenestration is flat-topped, with some alteration but generally retaining 1/1 sash. | | |
|
 | | | |
| 16A | Outbuilding | c. 1970 | non-contributing building |
| | 1-story, two bay side gabled modern garage. | | |
|
 | | | |
| 17 | Site # KA-2649 | | |
| | 113 Delaware Avenue | c. 1925 | contributing building |

United States Department of the Interior
National Park Service

National Register of Historic Places Continuation Sheet

Section number 7 Page 7

2-story vernacular residence with gable roof and gable-end orientation to the street, finished in weatherboard, with a hipped-roof front porch supported by wood posts finished in weatherboard to match the house. Fenestration is flat-topped, 1/1, without other notable detail.

- 18 Site # KA-5865**
114 Delaware Avenue c. 1925 contributing building
1½-story side-gable-roofed Bungalow of wood construction, finished in thin shiplap siding, with a gable dormer on the façade. An early addition on the rear. Hipped roof front porch with plain supports and a solid wood balustrade. Fenestration is flat-topped, without other notable ornament.
- 19 Site # KA-2650**
115 Delaware Avenue c. 1910 non-contributing building
1-story, side gable house with front projecting gable ell; wood construction with the front porch enclosed. Step-shouldered brick chimney on the south elevation. Fenestration is flat-topped, with replacement windows including jalousie windows on the enclosed front porch. The building is non-contributing due to the number of changes.
- 419 115 ½ Delaware Avenue c. 1925 contributing building**
1-story house with front, side gables and a shed roof porch with plain wooden supports. Fenestration is flat-topped with some replacement sash. This house is accessed from an alley and a sidewalk accessed from Main Street.
- 20 Site # KA-2652**
117 Delaware Avenue c. 1910 contributing building
1-story, side gable house with front projecting gable ell; recessed porch in the angle of the ell. Fenestration is flat-topped, with replacement sash.
- 420 Site # KA-2653**
117 ½ Delaware Avenue c. 1925 contributing building
One-story, side-gable house with a forward-projecting gable ell and shed roof porch with plain wooden supports and a full balustrade. The foundation is rock faced concrete block. Fenestration is flat topped with some replacement sash. This is the last of the houses behind the properties which face Delaware Avenue.
- 21 Site # KA-2654**
119 Delaware Avenue c. 1910 contributing building
1-story, side gable house with front-projecting gable ell; wood construction with the front porch enclosed and non-historic siding.

United States Department of the Interior
National Park Service

National Register of Historic Places Continuation Sheet

Section number 7 Page 8

-
- 418 Site# KA-2655**
119 ½ Delaware Avenue c. 1925 contributing building
One-story, vernacular, side-gable house with centered pediment over a shed roof porch with plain tapered wood supports. The fenestration is flat topped with some replacement sash.
- 22 Site # KA-5864**
120 Delaware Avenue c. 1910 non-contributing building
1-story vernacular house of wood construction, with the front porch enclosed and oversized sliding glass windows installed, with a loss of integrity. The building no longer resembles a historic resource.
- 22A Dependency c.1945 non-contributing building**
One-story, front-gable building that appears to have been converted from a garage into a residence.
- 23 Site # KA-5863**
122 Delaware Avenue c. 1935 contributing building
1-story, front-gable stucco-covered house with hip-roofed front porch. Fenestration is flat-topped, without any other notable ornament.
- 24 Site # KA-5862**
124 Delaware Avenue c. 1925 contributing building
2-story vernacular gable-end oriented residence of wood construction with a 2-bay façade and the main entrance offset, suggestive of a side-passage interior plan. 1-story front porch supported by plain wood posts and enclosed within a wood shingle railing. Fenestration is flat-topped, without notable ornament.
- 24A Outbuilding c. 1925 contributing building**
1-story, two- bay flat roof garage.
- 25 Site # KA-2656**
125 Delaware Avenue c. 1910 contributing building
1-story, front gable house of wood construction, finished in asbestos shingles with a hipped-roof front porch supported by plain wood posts and enclosed within a solid railing finished in decorative shingling.
- 26 Site # KA-5861**
126 Delaware Avenue c.1910 contributing building
2-story American Foursquare with a hipped roof and shed roof porch supported by four square columns with a full wooden balustrade.

United States Department of the Interior
National Park Service

National Register of Historic Places Continuation Sheet

Section number 7 Page 9

-
- 26A Outbuilding/ Apartment c. 1910 contributing building**
2-story side gabled apartment/ dependency of wood construction. Dependency is accessed between Resource Nos. 25 and 26.
- 27 Site # KA-5860 c.1910 contributing building**
128 Delaware Avenue
2-story American Foursquare with hipped roof and a gable-end-oriented front porch supported by Doric columns and enclosed within a spindle wood balustrade. Fenestration is flat-topped, 1/1, and a step-shouldered brick chimney rises along the north elevation.
- 28 Site # KA-2658 c. 1910 non-contributing building**
129 Delaware Avenue
2-story, front-gable house of wood construction with the porch removed and a major alteration in the patterns of fenestration with a loss of integrity. The building no longer resembles an historic resource.
- 29 Site # KA-2657 c. 1910 contributing building**
127 Delaware Avenue
Two-story, front-gable vernacular house of wood construction with a 2-bay façade and a gable-end-oriented porch of rock-faced concrete block supported by wood posts. Fenestration is flat-topped, with replacement sash. Asbestos shingle siding.
- 30 Site # KA-5879 c. 1925 contributing building**
10 Delaware Avenue
2-story vernacular residence of wood construction, finished in non-historic siding, with a hipped roof front porch supported by plain wood posts and enclosed within a solid wood railing. No notable architectural detail.

Elm Street

- 31 Site # KA-5886 c. 1925 non-contributing building**
200 Elm Street
1-story side gable house, with an asymmetrical façade penetrated by the main entrance and 2 windows. Non-historic siding and rear addition doubling the footprint of the building. Due to changes, building no longer resembles an historic resource.
- 32 Site # KA-2607 c.1925 contributing building**
201 Elm Street

United States Department of the Interior
National Park Service

National Register of Historic Places Continuation Sheet

Section number 7 Page 10

2½-story residence of wood construction with a gable roof and gable-end-orientation to the street with the porch on the south side of the façade, recessed beneath the roof and capped with a shed dormer. The porch is supported by wood posts and is enclosed within a solid wood balustrade. Fenestration is flat-topped, with original multi-light sash.

- 33 Site # KA-5885**
202 Elm Street **c.1925** **contributing building**
One-story, front gable house with Craftsman elements. Recessed front porch with curvilinear intrados. The porch is supported by wood posts resting on brick piers, and is enclosed within a replacement wrought iron railing. Decorative brackets under the eaves and flat-topped windows with replacement sash. Weatherboard siding and concrete block foundation.
- 34 Site # KA-2608**
203 Elm Street **c. 1925** **contributing building**
One-story, gable-roof house with forward-projecting front-gable wing on the south side of the façade and recessed, hip-roof porch. The porch supported by a corner Doric column and is enclosed within a solid wood balustrade. Fenestration is flat-topped, with windows set singly and in pairs.
- 35 Site # KA-2609**
205 Elm Street **c. 1925** **non-contributing building**
1-story vernacular house of wood construction with a gable roof and gable-end-orientation to the street, with a forward-projecting gable end section on the façade. Enclosed front porch with small windows and aluminum siding. The house does not retain sufficient integrity.
- 36 Site # KA-5884**
206 Elm Street **c. 1925** **contributing building**
2-story vernacular residence of wood construction finished in asbestos shingles, with a gable roof and gable-end-orientation to the street and a hipped roof front porch or brick with an offset pediment over the entrance. Porch incorporates replacement wrought iron posts. Fenestration is flat-topped, 1/1, with replacement sash.
- 37 Site # KA-2610**
207 Elm Street **c.1925** **contributing building**
1-story, front-gable house of wood construction, finished in weatherboard, with a small flat-roofed porch extending across a portion of the façade, supported by replacement wrought iron posts and enclosed within a replacement wood balustrade. Fenestration is flat-topped, 1/1. Exposed rafter tails are under the eaves.
- 38 Site # KA- 5883**

United States Department of the Interior
National Park Service

National Register of Historic Places Continuation Sheet

Section number 7 Page 11

208 Elm Street

c. 1925

contributing building

2-story vernacular residence of wood construction with a gabled roof and gable-end-orientation to the street, with a hipped roof front porch and an offset pediment, supported by wood posts and enclosed within a solid wood balustrade. Fenestration is flat-topped, 1/1.

39 Site # KA-2611

209 Elm Street

c. 1925

non-contributing building

2-story gable front residence of wood construction, with significant modification to the finishes including the application of non-historic brick on a portion of the façade along with non-historic rock-faced stone on the porch. The building no longer retains sufficient historic integrity.

40 Site # KA-2612

211 Elm Street

c. 1925

contributing building

1-story, front-gable vernacular house of wood construction with a gable roof and gable-end-orientation to the street, and a shed roofed porch extending across the façade, supported by wood posts and enclosed within a solid wood balustrade. Fenestration is flat-topped, with some windows having exterior fixed shutters.

41 Site # KA-5882

212 Elm Street

c. 1925

contributing building

1-story, front-gable house with a shed roof porch supported by plain wood posts and enclosed within a solid wood balustrade. Fenestration is flat-topped, 1/1.

41A Garage/ Apartment

c. 1925

contributing building

2-story side gabled garage/ apartment finished with stucco, faces the alley.

42 Site # KA-2613, 2667

213 Elm Street

c. 1925

contributing building

2-story gable-end-oriented vernacular residence of wood construction with an exterior step shouldered brick chimney on the south elevation, and a hipped roof front porch extending across the façade. The porch is supported by wrought iron supports and is enclosed within a lattice balustrade. Fenestration is flat-topped, with some units set singly and others in pairs, with exterior fixed shutters.

43 Site # KA-2659

214 Elm Street

c. 1925

contributing building

2-story, 3-bay side gable roof house with Colonial Revival details; wood construction, finished in non-historic siding, with a centered entry shielded by a pedimented hood with semicircular intrados. Fenestration is flat-topped, 1/1, with replacement sash, and some windows trimmed with exterior fixed shutters.

United States Department of the Interior
National Park Service

National Register of Historic Places Continuation Sheet

Section number 7 Page 12

44 Site # KA-5881
304 Elm Street c. 1935 contributing building
1½-story side gable roofed Bungalow of wood construction with Craftsman details, finished in non-historic siding, with a gabled dormer penetrated by 3 windows. Decorative brackets under the eaves. Recessed front porch supported by battered wood posts and enclosed within a solid wood railing. At the side elevation is a 1-story shed roofed extended bay, likely accessing an inglenook on the interior. Fenestration is flat-topped, 1/1, with replacement sash.

45 Site # KA-2614
305 Elm Street c. 1935 contributing building
1-story, gable-roof house with porch enclosed with windows on the façade incorporating the main entrance. On a south elevation is a step shouldered brick chimney. Fenestration is flat-topped, with some replacement sash.

Glenwood Avenue (see Photos 1-5)

48 Site # KA-2535
1 Glenwood Avenue c. 1940 contributing building
2-story concrete block apartment building finished with a red brick façade.

49 Site # KA-2546
2 Glenwood Avenue c. 1945 contributing building
One of two nearly identical adjacent apartment buildings, this building is built of concrete block and is finished with a red brick façade of three bays in width, with a centered entrance and other windows retaining the original steel-frame casement sash. A non-historic deck is built across the façade.

50 Site # KA-2547
4 Glenwood Avenue c. 1945 contributing building
One of two nearly identical adjacent apartment buildings built of concrete block finished in red brick, with stone quoins at the corners. 3-bay façade with a centered entrance and a masonry stoop along the façade. Fenestration is flat-topped, with replacement sash.

51 Site # KA-2536 (see Photo 1)
97 Glenwood Avenue c. 1935 contributing building
1½-story Bungalow of wood construction with Craftsman elements, with a side-gable roof and a substantial jerkin-head gable dormer on the façade. Under the eaves are decorative brackets. Building exhibits a brick front porch. Fenestration is flat-topped, with replacement sash, and window units set singly and in groups.

United States Department of the Interior
National Park Service

National Register of Historic Places Continuation Sheet

Section number 7 Page 13

-
- 52 Site # KA-2537** (see Photo 1)
99 Glenwood Avenue c. 1935 contributing building
1½-story Dutch Colonial Revival-style house of wood construction, with a gambrel roof and gable-end orientation to the street with a glass enclosed hipped-roof front porch. Shed dormers penetrate the sides of the gambrel roof. Fenestration is flat-topped, with replacement sash.
- 52A Garage c.1935 contributing building**
One-bay, gable roof, concrete block garage.
- 53 Site # KA-2548**
100 Glenwood Avenue c. 1925 contributing building
2-story gable-end-oriented vernacular residence of wood construction with a gable-end-oriented porch supported by paired wood posts and enclosed within a solid wood balustrade. Fenestration is flat-topped, with replacement window units. Interior brick chimney rises along the north elevation.
- 54 Site # KA-2538**
101 Glenwood Avenue c. 1925 contributing building
2-story, front-gable house with Colonial Revival details of wood construction, finished in non-historic siding, with a step-shouldered brick chimney centered on the façade. The main entrance on the façade is shielded by a hipped-roof porch supported by replacement turned posts and enclosed within a replacement wood balustrade. Fenestration is flat-topped, 1/1. Partial returns of the cornice on the gable ends.
- 55 Site # KA-2549**
102 Glenwood Avenue c.1925 contributing building
2-story vernacular residence of wood construction with a gable roof and gable-end-orientation to the street and a gabled wing on the south elevation. Hipped-roof front porch extends across the façade, supported by plain wood posts and enclosed within a solid wood railing. Fenestration is flat-topped, 1/1, with replacement sash and some exterior fixed shutters.
- 55A Dependency c. 1925 contributing building**
1-story wooden dependency with a side gabled section and a flat roofed section. Both sections have wooden garage doors.
- 56 Site # KA-5839**
103 Glenwood Avenue c. 1925 contributing building
1½-story Tudor Revival-style residence finished in stucco and half-timbering, with a prominent offset gable on the south side of the façade capping a forward-projecting ell. In the angle of the ell is an

United States Department of the Interior
National Park Service

National Register of Historic Places Continuation Sheet

Section number 7 Page 14

original 1-story porch supported by paired wood posts. A shed wall dormer is on the north side of the façade.

- 57 Site # KA-2540** (see Photo 2)
105 Glenwood Avenue c. 1925 contributing building
1½-story Tudor Revival-style house with a side gable roof and prominent paired gable dormers on the façade, finished in half timbering. Extending across a portion of the façade is an arcaded porch. Fenestration is flat-topped, with some original sash and some replacement units. Exterior gable-end brick chimney on the north elevation. This property is identical to 109 Glenwood Avenue, two doors to the north.
- 58 Site # KA-2550** (see Photo 3)
106 Glenwood Avenue c. 1925 contributing building
1½-story side-gable-roofed Bungalow with Craftsman elements. Wood construction with a shed dormer centered on the façade and the original hipped-roof front porch enclosed with 3/1 windows and a double-entry door. Fenestration is flat-topped, with some original sash and some replacement units.
- 58A Garage c. 1925 contributing building**
2-story wood frame garage with a gabled front.
- 59 Site # KA-2541** (see Photo 2)
107 Glenwood Avenue c. 1925 contributing building
1½-story Tudor Revival style house finished in stucco, with a side-gable roof penetrated by red brick chimneys. A forward projecting gable-end-oriented wing is on the south side of the façade, beside which is an arcaded porch which extends beyond the plane of the building. A shed wall dormer is on the north side of the façade.
- 60 Site # KA-2551** (see Photo 3)
108 Glenwood Avenue c. 1925 contributing building
1½-story side-gable Bungalow with Craftsman elements. Wood construction with a small gable dormer centered on the façade and a recessed front porch supported by paired wood posts and enclosed within a solid balustrade. Decorative brackets under the eaves. An outside metal entrance stair has been inserted into the north elevation, accessing the second floor. Fenestration is flat-topped, 1/1, with replacement sash.
- 61 Site # KA-2542** (see Photo 2)
109 Glenwood Avenue c. 1925 contributing building

United States Department of the Interior
National Park Service

National Register of Historic Places Continuation Sheet

Section number 7 Page 15

1½-story Tudor Revival-style house with a side-gable roof, finished in stucco with prominent gable dormers on the façade, finished in half timbering. A forward-projecting front porch is on the north side of the elevation. Fenestration is flat-topped, with original multi-light sash.

- 62 Site # KA-2552**
110 Glenwood Avenue c. 1925 contributing building
1½-story Bungalow with Craftsman elements. Wood construction with a side-gable roof and a centered gable dormer on the façade. The original front porch has been glass-enclosed. Fenestration is flat-topped, without notable ornament.
- 62A Garage c.1925 contributing building**
One-bay, flat roof garage.
- 63 Site # KA-2553**
112 Glenwood Avenue c. 1925 contributing building
1½-story side-gable Bungalow of wood construction with a centered gable dormer on the façade and an exterior gable-end red brick chimney on the north elevation. The original front porch has been enclosed with glass. Fenestration is flat-topped, without notable ornament.
- 63A Garage c. 1925 contributing building**
1-story gabled front wooden garage accessed from the alley behind the house
- 424 Outbuilding c. 1925 contributing building**
1-story side gabled outbuilding, labeled as stall on the 1933 map.
- 64 Site # KA-2554**
114 Glenwood Avenue c. 1925 non-contributing building
2-story garage/apartment with the garage bays infilled and a second story porch cantilevered over a portion of the façade. The building is finished in asbestos shingles and T-111. The building does not retain historic integrity.
- 65 Site # KA-2543 (see Photo 2 and 4)**
201 Glenwood Avenue c. 1925 contributing building
Two-story, front-gable house with Craftsman elements finished in thin shiplap siding and displaying decorative brackets under the eaves. Extending across the façade is a hipped-roof porch with an offset pediment; the porch is of brick construction. Fenestration is flat-topped, with windows set singly and in pairs, with some original window units retained.
- 65A Garage c.1925 contributing building**

United States Department of the Interior
National Park Service

National Register of Historic Places Continuation Sheet

Section number 7 Page 16

1-story, gabled end wooden garage with wooden hinged garage doors.

66 Site # KA-2544 (see Photo 2 and 4)

203 Glenwood Avenue c. 1925 contributing building

Two-story, front-gable house with Craftsman elements finished in vinyl siding. Decorative brackets under the eaves also encased in vinyl. A 1-story hipped-roof brick porch extends across the façade, with replacement supports. Fenestration is flat-topped, with replacement windows.

67 Site # KA-2545 (see Photo 4)

205 Glenwood Avenue c. 1925 contributing building

2-story, front gable house of wood construction with gable-end orientation and a hipped-roof front porch with an offset pediment over the main entrance. The porch is of brick with replacement wrought-iron posts. Fenestration is flat-topped, 1/1, with replacement sash, and some windows exhibit exterior fixed shutters.

68 Site # KA-5846 (see Photo 4)

207 Glenwood Avenue c. 1925 contributing building

1½-story side-gable Bungalow with Craftsman elements. Wood construction, finished in asbestos shingle siding, with a hipped dormer on the façade with four windows. Recessed front porch of brick and wood construction, supported by paired wood posts resting on brick piers and enclosed within a wood shingle balustrade. On the south elevation is a shed-roofed oriel, likely accessing an inglenook on the interior.

69 Site # KA-5847

209 Glenwood Avenue c. 1940 contributing building

2-story minimalist traditional residential building of brick construction with a side-gable roof and a forward-projecting hipped oriel centered on the 3-bay façade. It appears that this building may have been built as a garage/apartment, based on the in-fill of three bays on the façade. Fenestration is flat-topped, with replacement sash.

70 Site # KA-2078 (see Photo 5)

301 Glenwood Avenue c. 1925 contributing building

Two-and-one-half-story, front-gable house with Craftsman elements. Wood construction, finished in wood shingles, with stylized bracing under the eaves, and gable dormers on both side elevations. A hipped-roof porch with an offset pediment extends across the façade, supported by paired wood posts resting on brick piers. Centered on the second story is a 3-unit window shielded by a hood. Side entrance on the south elevation is shielded by a pedimented hood matching that on the façade.

70A Garage c.1925 contributing building

United States Department of the Interior
National Park Service

National Register of Historic Places Continuation Sheet

Section number 7 Page 17

One-bay, gable roof garage with clapboard siding, decorative brackets under the eaves and hinged doors.

- 71 Site # KA-5850** (see Photo 5)
303 Glenwood Avenue c. 1925 contributing building
Two-and-one-half-story, front-gable house with Craftsman elements. Decorative brackets under the eaves and low hipped roof porch supported by paired wooden columns on brick piers. The porch balustrade is closed with bricks and wood.
- 72 Site # KA-2080** (see Photo 5)
305 Glenwood Avenue c. 1925 contributing building
2-story, front-gable residence with a gable roof and gable-end orientation with a hipped-roof front porch and flat-topped fenestration. Non-historic siding.
- 73 Site # KA-2081** (see Photo 5)
307 Glenwood Avenue c. 1925 contributing building
Two-and-one-half-story, front-gable house with Craftsman elements. Wood construction finished in thin shiplap with the pediments of the gables finished in wood shingles. Decorative brackets under the eaves along with scalloped bracing under the side elevations. Hipped-roof front porch supported by paired wood posts and enclosed within a shingle-finished solid wood balustrade. Fenestration is flat-topped, with modest window heads.
- 74 Site # KA-2555**
308 Glenwood Avenue c. 1925 non-contributing building
2-story, front-gable house of wood construction, with an enclosed gable-end-oriented front porch. A second story oriel is on the south elevation. Fenestration is flat-topped, 1/1, with replacement sash. The building is non-contributing due to the major loss of historic integrity.
- 75 Site # KA-2082**
309 Glenwood Avenue c. 1925 non-contributing building
2-story gable-end-oriented residence with the original front porch enclosed with a loss of integrity.
- 76 Site # KA-2083**
405 Glenwood Avenue c. 1925 contributing building
½-story side-gable Bungalow with Craftsman elements. Prominent gable dormer centered on the façade. A raised front porch is supported by battered wood posts which rest on brick piers; the porch is enclosed within a replacement balustrade. Fenestration is flat-topped, with replacement sash, and the building is finished in non-historic siding.

United States Department of the Interior
National Park Service

National Register of Historic Places Continuation Sheet

Section number 7 Page 18

76A Garage/ Apartment c. 1925 contributing building
2-story side gabled garage/apartment with paired overhead doors and a second story porch

Grant Street

- 77 Site # KA-2376**
500 Grant Street c. 1925 contributing building
2½-story vernacular residence of wood construction with a gable roof and gable-end-orientation to the street incorporating board-and-batten trim to the pediment of the gable. 2-bay façade with the main entrance offset, shielded by a hipped-roof porch with the original wood posts and turned spindle balustrade. Fenestration is flat-topped, with windows set singly and in pairs. The exterior surfaces are finished in non-historic siding.
- 78 Site # KA-2332**
501 Grant Street c. 1925 contributing building
1-story brick-finished house with a side-gable roof and an offset pediment over the front porch, which is of brick construction with exposed rafter tails. Fenestration is flat-topped, with windows set on stone sills and capped with stone lintels. The main entrance is centered on the façade and features a single door with a transom.
- 79 Site # KA-2375**
502 Grant Street c. 1925 contributing building
2-story, front-gable house of wood construction with a 2-bay façade and a hipped roof front porch. Fenestration is flat-topped, 1/1.
- 80 Site # KA-2331**
503 Grant Street c. 1915 contributing building
2½-story American Foursquare of wood construction, finished in thin shiplap siding, with an oriel window on the side elevation, likely accessing a stairwell within. Extending across the façade is a hipped roofed porch supported by the original wood posts and enclosed within a turned spindle balustrade. This building is a twin to its neighbor at 505 Grant St.
- 81 Site # KA-2374**
504 Grant Street c. 1925 contributing building
2-story, front gable house finished in red brick with a gable roof and gable-end-orientation to the street. A gable-end-oriented brick front porch extends across the façade. Fenestration is flat-topped, with some decorative window sash.

United States Department of the Interior
National Park Service

National Register of Historic Places Continuation Sheet

Section number 7 Page 19

-
- | | | | |
|------------|---|----------------|----------------------------------|
| 81A | Garage
2-story brick garage/apartment with cantilevered second story porch. | c. 1925 | contributing building |
|
 | | | |
| 82 | Site # KA-2330
505 Grant Street
2½-story American Foursquare of wood construction, finished in non-historic siding, with a hipped roof and hipped dormers. Hipped roof front porch supported by plain wood posts and enclosed within a solid wood balustrade. On the west elevation is an oriel supported by diagonal bracing, likely opening onto a stairwell in the interior. | c. 1915 | contributing building |
|
 | | | |
| 82A | Garage
1-story, non-historic, gabled roofed 3 bay concrete block garage. | c. 1970 | non-contributing building |
|
 | | | |
| 83 | Site # KA-2373
506 Grant Street
2-story locally-distinctive brick-finished residence with a distinctive stylized Mansard roof of tile on the façade. Extending across the façade is a brick porch supported by wooden piers and brick posts and enclosed within a solid brick railing. The porch is ornamented with modest basketweave brick work. Fenestration is flat-topped, 1/1, with stone sill and lintels and replacement sash. | c. 1925 | contributing building |
|
 | | | |
| 84 | Site # KA-2329
507 Grant Street
2½-story stylized American Foursquare of wood construction, with a hipped roof and a prominent centered gable on the façade finished in stamped metal shingles. The front porch incorporates an original entryway with transom and sidelights, and enclosed sunroom, which appears to date from the original construction. Fenestration is flat-topped, 1/1, with replacement sash; some windows exhibit exterior fixed shutters. | c. 1925 | contributing building |
|
 | | | |
| 84A | Garage
1-story concrete block garage with a gabled roof. New roll-up door, new siding, new metal roof. | c. 1925 | non-contributing building |
|
 | | | |
| 85 | Site # KA-2372
508 Grant Street
Two-story, front-gable residence of wood construction, finished in non-historic siding, with decorative brackets under the eaves. Gable roof with gable-end orientation and gable-end-oriented front porch. Fenestration is flat-topped, 1/1, with replacement sash. | c. 1925 | contributing building |
|
 | | | |
| 85A | Garage
1-story gable end wooden garage finished in weatherboard with exposed rafter tails. | c. 1925 | contributing building |

United States Department of the Interior
National Park Service

National Register of Historic Places Continuation Sheet

Section number 7 Page 20

- | | | | |
|---|--|---------|---------------------------|
| 86 | Site # KA-2328 (see Photo 6)
509 Grant Street | c. 1925 | contributing building |
| 2½-story American Foursquare finished in red brick, with a hipped roof and hipped dormers. 2-bay façade with the main entrance offset, shielded by a hipped roof brick porch. Fenestration is flat-topped, with stone sills and lintels, with some windows having fixed exterior shutters. This property is a twin to its neighbor at 511 Grant St. | | | |
| 86A | Garage | c. 1925 | contributing building |
| 1-story gabled wood garage finished in shiplap siding. | | | |
| 87 | Site # KA-2371
510 Grant Street | c. 1925 | contributing building |
| 1½-story side gable Bungalow of wood construction with a prominent shed dormer on the façade. Recessed front porch supported by replacement wrought iron posts and enclosed within a replacement wrought iron railing. Fenestration is flat-topped, 1/1, with replacement sash and some exterior fixed shutters. | | | |
| 88 | Site # KA-2327 (see Photo 6)
511 Grant Street | c. 1915 | contributing building |
| 2½-story American Foursquare finished in red brick, with a hipped roof and hipped dormers. 2-bay façade with the main entrance offset, shielded by a hipped roof brick porch. Fenestration is flat-topped, with stone sills and lintels, with some windows having fixed exterior shutters. This property is a twin to its neighbor at 509 Grant St. | | | |
| 88A | Garage | c. 1980 | non-contributing building |
| 1-story. Front gabled, one car modern garage. | | | |
| 89 | Site # KA-2326 (see Photo 6)
513 Grant Street | c. 1925 | contributing building |
| 2-story apartment building of brick construction with a double gallery front porch. Fenestration is flat-topped, without notable ornament. | | | |
| 89A | Garage/Apartment | c. 1925 | contributing building |
| 2-story brick dependency with wooden hinged garage doors, the second story is an apartment. | | | |
| 90 | Site # KA-2370
518 Grant Street | c. 1925 | contributing building |

United States Department of the Interior
National Park Service

National Register of Historic Places Continuation Sheet

Section number 7 Page 21

Two-story, front-gable house of wood, finished in shiplap siding and asbestos shingles, with a 2-bay façade and a hipped roofed porch retaining the original wood posts and wood balustrade. 2nd story windows on the façade are shielded by a single hood supported by decorative brackets, a detail that is repeated under the eaves of the main roof. Fenestration is flat-topped, without notable ornament.

- | | | | |
|------------|---|----------------|----------------------------------|
| 90A | Outbuilding | c. 1970 | non-contributing building |
| | 1-story modern garage/ outbuilding. | | |
| 91 | Site # KA-2369 | | |
| | 520 Grant Street | c. 1925 | contributing building |
| | 2-story gable-end-oriented residence finished in red brick with a gable-end-oriented front porch supported by replacement posts and enclosed within a replacement balustrade. Fenestration if flat-topped, 1/1, with rock-faced stone sills and lintels. | | |
| 91A | Outbuilding/ Garage | c. 1925 | contributing building |
| | 1-story, front gabled outbuilding accessed from the alley behind the house. | | |
| 92 | Site # KA-2325 (see Photo 6) | | |
| | 521 Grant Street | c. 1925 | contributing building |
| | 1½-story side gable-roofed Bungalow of wood construction with a gabled dormer on the façade and a shed dormer on the rear. Recessed front porch supported by wood posts resting on brick piers and enclosed within a brick railing. Fenestration is flat-topped, 1/1, with replacement sash. On the west elevation is a shed-roofed oriel, with scalloped rafter tails. | | |
| 92A | Garage | c. 1925 | contributing building |
| | One-story, one-bay, gable roof wooden garage. | | |
| 93 | Site # KA-2368 (see Photo 7) | | |
| | 522 Grant Street | c. 1925 | contributing building |
| | 1½-story side-gable Bungalow of wood construction with a prominent gable dormer centered on the façade. Recessed front porch supported by paired wood posts and enclosed within a solid wood railing. Fenestration is flat-topped, 1/1. | | |
| 94 | Site # KA-2324 | | |
| | 523 Grant Street | c. 1925 | contributing building |
| | 1½-story side gable Bungalow of wood construction with a small shed dormer on the façade. Recessed front porch supported by battered wood posts and enclosed within a solid wood railing. Fenestration is flat-topped, with original sash. On the west elevation is a forward-projecting gable-roofed bay which likely accesses an inglenook on the interior. | | |

United States Department of the Interior
National Park Service

National Register of Historic Places Continuation Sheet

Section number 7 Page 22

- 95** **Site # KA-2367** (see Photo 7)
524 Grant Street **c. 1925** **contributing building**
 1½-story side gable Bungalow with a prominent gable dormer centered on the façade and penetrated by four windows. Scalloped rafter tails under the eaves of the dormer and decorative brackets on the front. Recessed front porch with wood supports.

95A **Outbuilding** **c. 1970** **non-contributing building**
 1-story, one bay, front gabled concrete block modern garage.

96 **Site # KA-2366** (see Photo 7)
526 Grant Street **c. 1925** **contributing building**
 1½-story, side-gable Bungalow finished in stucco with a large dormer centered on the façade incorporating decorative brackets under the eaves. Recessed front porch supported by masonry piers and enclosed within a masonry balustrade. Fenestration is flat-topped, without notable ornament.

96A **Outbuilding** **c. 1970** **non-contributing building**
 1-story, one bay, front gabled concrete block modern garage.

97 **Site # KA-2323**
601-603 Grant Street **c. 1945** **contributing building**
 One of two adjacent, identical apartment buildings, this is a 2-story building finished in red brick, minimal in its detailing with corbelled brick bands along the parapet. The building is oriented at right angles to Grant Street, facing its identical neighbor. Façade is 4 bays in width and the side elevations are 3-bays, penetrated by flat-topped windows with original steel frame sash. A small porch is centered on the façade, accessing the entrance to the building.

98 **Site # KA-2365**
602 Grant Street **c. 1925** **contributing building**
 1-story, front-gable house of wood construction with a gable-end-oriented front porch supported by wrought iron replacement posts. Fenestration is flat-topped, without notable ornament.

99 **Site # KA-2364**
604 Grant Street **c. 1960** **non-contributing building**
 1-story minimal traditional house finished in red brick, with an L-shaped footprint and a small stoop in the angle of the ell on the façade. Hipped roof with a forward-projecting gable roof. Fenestration is flat-topped, 1/1. General lack of architectural detail.

100 **Site # KA-2322**

United States Department of the Interior
National Park Service

National Register of Historic Places Continuation Sheet

Section number 7 Page 23

605-607 Grant Street

c. 1945

contributing building

One of two adjacent, identical apartment buildings, this is a 2-story building finished in red brick, minimal in its detailing with corbelled brick bands along the parapet. The building is oriented at right angles to Grant Street, facing its identical neighbor. Façade is 4 bays in width and the side elevations are 3-bays, penetrated by flat-topped windows with original steel frame sash. A small porch is centered on the façade, accessing the entrance to the building.

101 Site # KA-2363

606 Grant Street

c. 1925

contributing building

1½-story side gable Bungalow of wood construction with a gable dormer centered on the façade and a shed dormer on the rear. Recessed front porch supported by replacement wrought iron supports and enclosed within a replacement wrought iron railing. Fenestration is flat-topped, 3/1, without notable ornament.

102 Site # KA-2362

608 Grant Street

c. 1925

contributing building

1½-story stucco-finished side gable roof Bungalow with shed dormers front and rear, and decorative brackets under the eaves. Recessed front porch supported by wrought iron posts and finished in artificial stone. Fenestration is flat topped, 1/1.

103 Site # KA-2361

610 Grant Street

c. 1925

contributing building

2-story vernacular house with a gabled roof and prominent shed dormers on either side. Hipped roof front porch shields the front entrance, which is centered on the façade. The porch is supported by stucco-finished piers and enclosed within a solid railing. Fenestration is flat-topped, 1/1, with replacement sash and some exterior fixed shutters on the façade.

104 Site # KA-2321

611 Grant Street

c. 1925

non-contributing building

2-story gable-end-oriented red brick-finished residence with some alterations to the front porch and a 2nd story sleeping porch on the façade. Fenestration is flat-topped, 1/1, with replacement sash. An addition has been made onto the rear. The building is considered non-contributing due to the loss of historic integrity. It no longer resembles an historic resource.

104A Garage

contributing building

2-story garage apartment with a cantilevered second story porch

105 Site # KA-2360

United States Department of the Interior
National Park Service

National Register of Historic Places Continuation Sheet

Section number 7 Page 24

612-614 Grant Street

c. 1935

contributing building

Two-story Colonial Revival derived double house finished in red brick, with a hipped roof façade incorporating mirror image massing with the main entrances offset, suggestive of a side-passage interior plan for each unit. Each entry is shielded by a matching brick porch with a gable roof, brick piers, and a solid brick balustrade. Fenestration is flat-topped, with 3/1 windows, set single and in pairs.

106 Site # KA-2320

613 Grant Street

c. 1925

contributing building

2-story vernacular residence of wood construction with gabled roof and gable-end-orientation to the street, with a 2-bay façade and a gable-end-oriented front porch supported by plain wood posts and enclosed within a solid wood balustrade. Fenestration is flat-topped, 1/1, with windows set singly and in pairs.

107 Site # KA-2319

615 Grant Street

c. 1925

contributing building

1-story, front-gable house of wood construction finished in thin shiplap siding, with a hipped roof front porch built on a raised foundation of concrete block and enclosed within a replacement spindle wood balustrade. Fenestration is flat-topped, with modestly molded window heads.

108 Site # KA-2318

617 Grant Street

c. 1925

non-contributing building

1-story, front-gable house of wood construction, with the original hipped roof front porch enclosed with an uncharacteristic board-and-batten finish and penetrated by two windows and a front door. Fenestration is flat-topped.

109 Site # KA-2359

618-618A Grant Street

c. 1935

contributing building

1½-story gable-end-oriented residence, vernacular in character, built of structural tile, with a shed roof front porch and the main entrance offset, suggestive of a side-passage interior plan. The porch is supported by tile posts and enclosed within a solid tile railing. Fenestration is flat-topped, with multi-light replacement sash. The building incorporates a jerkin-head gable roof, with gable-end-orientation.

110 Site # KA-2317

619 Grant Street

c. 1925

contributing building

One-story, front gable house with gabled and full-width, recessed front porch. Porch is supported by plain wood posts and enclosed within a solid wood balustrade. Fenestration is flat-topped and windows are 1/1 double-hung sash.

United States Department of the Interior
National Park Service

National Register of Historic Places Continuation Sheet

Section number 7 Page 25

-
- 111 Site # KA-2358**
620 Grant Street **c. 1925** **contributing building**
1 ½-story Bungalow with a combination shed-gable dormer on the façade. Recessed front porch with an offset pediment, supported by masonry piers and enclosed within a solid balustrade. Fenestration is flat-topped, with 3/1 windows.
- 112 Site # KA-2316**
621 Grant Street **c. 1925** **contributing building**
One-story, front gable house of wood construction with a hipped roof porch extending across the façade, supported by replacement wrought iron posts and enclosed within a replacement wrought iron balustrade. Vinyl siding and replacement windows.
- 113 Site # KA-2356**
622 Grant Street **c. 1935** **contributing building**
2-story stucco-finished garage/apartment with two overhead garage doors on the façade which flank a single door likely accessing the second story. 2-bay façade with flat-topped 6/6 windows.
- 113A House-rear** **c. 1925** **contributing building**
One-story, gable roof house finished with shiplap siding and decorative brackets under the eaves. Hipped roof porch.
- 114 Site # KA-2356A**
626 Grant Street **c. 1960** **non-contributing building**
2-story minimal traditional apartment building finished in red brick with the door placement suggesting a 4-unit occupancy. The building is oriented at right angles with Grant St and the façade incorporates 4 entry doors and 4 windows; the side elevations are penetrated by 2 bays of windows. Fenestration is flat-topped, without notable ornament. Extending across the façade is a raised stoop accessing the interiors.
- 115 Site # KA-2315**
623 Grant Street **c. 1925** **contributing building**
1-story, front-gable vernacular house of wood construction finished in thin shiplap siding, with gabled roof and recessed front porch supported by plain wood posts and enclosed within a plain wood balustrade. Fenestration is flat-topped, with replacement windows and some alterations to the window patterns on the secondary elevation.
- 116 Site # KA-2314**
625 Grant Street **c. 1925** **contributing building**

United States Department of the Interior
National Park Service

National Register of Historic Places Continuation Sheet

Section number 7 Page 26

1-story, front-gable house, built on a raised foundation with a shed-roof porch, supported by wrought iron posts. Fenestration is flat-topped, with replacement units. T-111 siding on the main elevation and asbestos shingles on sides.

- 117 Site # KA-2313A**
627 Grant Street **c.1925** **contributing building**
One-story, front gable house with full-length recessed front porch supported by replacement wood posts and enclosed within a replacement wood balustrade. House is finished in weatherboard and has replacement windows.
- 118 Site # KA-2313**
629 Grant Street **c. 1925** **contributing building**
One-story, front gable house with the main entrance on the façade accessed from a concrete block stoop and shielded by a shed-roofed hood. Fenestration is flat-topped, 1/1, with window units set singly and in pairs. Clapboard siding and exposed rafters.
- 119 Site # KA-2355**
630 Grant Street **c. 1925** **contributing building**
1½-story side-gable Bungalow of wood construction with a shed wall dormer centered on the façade. Also on the façade is a gable-end-oriented porch accessed by a straight-run of modern wood steps. Fenestration is flat-topped, 1/1, with replacement sash and some exterior fixed shutters.
- 120 Site # KA-2354**
634 Grant Street **c. 1925** **non-contributing building**
1-story brick-finished commercial building with flat roof and side, stepped parapet. Main elevation has been completely remodeled and the building no longer resembles an historic resource and it is thus non-contributing.
- 121 Site # KA-2353**
702 Grant Street **c. 1925** **contributing building**
1-story, front-gable house, vernacular in character, with a forward-projecting gable roofed wing on the façade, creating an L-shaped footprint. In the angle of the ell is a small porch with a shallow-pitched roof supported by wrought iron posts. Fenestration is flat-topped, 1/1, with exterior fixed shutters. Exterior surfaces are finished in non-historic siding.
- 122 Site # KA-2312 (see Photo 8)**
703 Grant Street **c. 1925** **contributing building**

United States Department of the Interior
National Park Service

National Register of Historic Places Continuation Sheet

Section number 7 Page 27

1½-story Bungalow with a side gable roof and a gable dormer centered on the façade. Recessed front porch supported by plain wood posts and enclosed within a solid wood balustrade. Interior gable-end brick chimney. Fenestration is flat-topped, 1/1, without notable ornament.

- 123 Site # KA-2352**
704 Grant Street **c. 1925** **contributing building**
1-story hip-roofed house with a gablet. Exterior surfaces are finished in asphalt shingles. Fenestration is flat-topped, with modest windowheads.
- 124 Site # KA-2311 (see Photo 8)**
705 Grant Street **c. 1925** **contributing building**
2-story vernacular residence of wood construction with decorative brackets under the eaves. Gable roof and gable end-orientation to the street, with a gable-end-oriented front porch supported by wood posts and enclosed within a solid wood railing. Fenestration is flat-topped, without notable ornament. The exterior surfaces are finished in asbestos shingles.
- 125 Site # KA-2351**
706 Grant Street **c. 1930** **contributing building**
1-story side-gable-roofed minimal traditional house finished in stucco, with an asymmetrical façade incorporating a step-shouldered chimney beside which is the main entrance, accessed from a small, raised stoop. Fenestration is flat-topped, 1/1, with replacement sash and window units set singly and in pairs.
- 126 Site # KA-2310 (see Photo 8)**
707 Grant Street **c. 1925** **contributing building**
2-story vernacular residence of wood construction with gable roof and gable-end-orientation to the street, and Adirondack style bracing under the eaves. Façade incorporates a side entrance shielded by a pedimented hood supported by wrought iron posts and enclosed within a wrought iron railing. Fenestration is flat-topped, 1/1, with replacement sash.
- 126A Outbuilding** **c.1925** **contributing building**
2-story outbuilding with gable roof, shed extension, and clapboard siding.
- 423 Site # KA-2350**
708 Grant Street **c. 1925** **contributing building**
2-story Bungalow residence with a front jerkin-head gable, low front gabled porch with plain wood supports. The east and west elevations have shed dormers. Fenestration is flat topped with some replacement sash. The concrete foundation is raised with an entrance door under the front porch. A stone retaining wall is on the eastern side of the property, along the bottom entrance.

United States Department of the Interior
National Park Service

National Register of Historic Places Continuation Sheet

Section number 7 Page 28

- 422 Site# KA-2349**
710 Grant Street **c. 1925** **contributing building**
2 ½ - story, side-gable house with a shed-roof dormer on the front elevation with four small fixed pane windows. Also a front projecting gable over the front porch. The porch has a wooden trellis balustrade and plain wooden columns for supports. The stone foundation is raised with a garage door under the front porch. The front entrance is off set and hooded by a small side gabled roof. The fenestration has fixed shutters on the second story and is flat-topped. There is an internal gable chimney on the west elevation. Concrete steps with a metal railing lead to the front entrance from the side walk. A stone retaining wall is along the western side of the property following the driveway and curving at the sidewalk.
- 127 Site # KA-2348**
712 Grant Street **c. 1925** **non-contributing building**
2-story residence of wood construction with a jerkin-head gable roof and gable-end-orientation to the street, with a basement-level garage on the façade. A forward-projecting gable-end-oriented front porch has been enclosed. The house has modern windows and siding. The house no longer resembles an historic resource and is considered non-contributing.
- 127A Garage** **c.1925** **non-contributing building**
One-bay, front clipped-gable garage with modern door and siding.
- 128 Site # KA-5812**
799 Grant Street **c. 1925** **contributing building**
1½-story, side-gable Bungalow of wood with a large shed dormer centered on the façade. Recessed front porch supported by paired wood posts and enclosed within a solid wood balustrade. Fenestration is flat-topped, 1/1, with replacement sash.
- 128A Garage** **c.1980** **noncontributing building**
Modern, front gable, one-bay garage.
- 129 Please see Lovell Drive [Resources on page 51](#)**
- 130 Site # KA-2347 (see Photo 9)**
800-802-804-806 Grant Street **c. 1930** **contributing building**
2-story symmetrically-massed Colonial Revival-derived apartment building finished in red brick, with a multiple roof system and porches on both the Grant Street elevation and the Park Avenue elevation. Building appears little altered from the original, retaining 6/1 windows which are set on rock-faced

United States Department of the Interior
National Park Service

National Register of Historic Places Continuation Sheet

Section number 7 Page 29

stone sills. Entrances incorporate semicircular hoods supported by curvilinear brackets. The slopes of the roof are penetrated by several brick chimneys.

- 131 Site # KA-5816**
801 Grant Street **c. 1924** **non-contributing building**
2-story American Foursquare-derived residence of wood construction, with a hipped roof and hipped dormers. The 2nd story on the façade incorporates a sunroom penetrated by multiple operable windows. The main entrance is offset on the façade en-framed within a classically derived frontispiece. The house has replacement siding and windows and a new front entrance. It does not retain sufficient historic integrity.
- 132 Site # KA-2307 (see Photo 10)**
803 Grant Street **c. 1915** **contributing building**
2-1/2-story American Foursquare of wood, finished in original siding, with a hipped roof and hipped dormers. Hip-roofed front porch with replacement posts and railing. Fenestration flat-topped, 1/1.
- 132A Garage** **c.1915** **contributing building**
1-story wooden garage with a hipped roof
- 133 Site # KA-2305 (see Photo 10)**
805 Grant Street **c. 1925** **contributing building**
2-story gable-end-oriented vernacular residence of wood construction with a hipped roof porch supported by grouped wood posts. Fenestration is flat-topped, with windows set singly and in pairs.
- 134 (see Photo 10)**
807 Grant Street **c. 1925** **non-contributing building**
2-story Foursquare residence of wood construction with a hipped roof and what appears to be an addition over the original hipped roof front porch. The original porch includes arcaded openings. Fenestration is flat-topped, with replacement sash. With the addition, the house no longer retains sufficient historic integrity.
- 134A Garage** **c. 1925** **non-contributing building**
1-story, side gabled wooden two car garage with modern doors and vinyl siding.
- 135 Site # KA-2304 (see Photo 10)**
809 Grant Street **c. 1925** **contributing building**
2-story vernacular residence of wood construction with a gable roof and gable-end-orientation to the street, with a hipped roof porch with curvilinear entrados and an offset pediment over the main entrance. Fenestration is flat topped, without notable ornament.

United States Department of the Interior
National Park Service

National Register of Historic Places Continuation Sheet

Section number 7 Page 30

-
- 135A Garage c.1925 contributing building**
Gable roof, wood garage with original hinged doors.
- 136 Site # KA-2346, Glenwood School (see Photo 9) 810 Grant Street 1922 contributing building**
3-story Collegiate Gothic Revival-style school building designed by architect H. Rus Warne. Finished in red brick, with the exterior penetrated by many windows with multi-light sash. The symmetrical façade incorporates a centered entry bay flanked by stylized crenellated towers. The main entrance is through a stone frontispiece. The building is otherwise modest in its detailing incorporating a stone watertable and similar beltcourse above the 3rd story windows.
- 137 Site # KA-2303 811 Grant Street c. 1925 contributing building**
2 ½-story, front-gable house with Craftsman elements. Gable dormers on the side elevations and a hipped-roof porch with an offset pediment along the façade. Distinctive gabled finishes articulate the façade, with stylized brackets. The exterior surfaces of the house are finished in insul-brick.
- 138 Site # KA-2302 813-813 ½ Grant Street c.1925 non-contributing building**
2-story house with intersecting gables, likely converted from a store/residence. L-shaped façade with a hipped-roof porch in the angle of the ell. Portions of the first story have been finished in non-historic red brick. Much of the rest of the surfaces are finished in asbestos shingles. Fenestration is flat-topped with windows set singly and in pairs. Decorative brackets under the eaves. Due to the changes, the building does not retain sufficient historic integrity to be considered eligible.
- 139 Site # KA-2301 and 1801 901 Grant Street c. 1910 contributing building**
1½-story double house finished in brick, with a multiple roof system and a porch extending across the façade accessing both interior units. Distinctive in its design, this building incorporates segmental-arched windows as well as flat-topped windows, some of which have been in-filled and other replaced with modern sash units. The building originally served as the Seventh Day Adventist Church. Though there have been some alterations, the overall form of the building retains sufficient integrity to be considered contributing.

Hall Street

- 140 Site # KA-2276 (see Photo 11) 500-504 Hall Street c. 1925 contributing building**

United States Department of the Interior
National Park Service

National Register of Historic Places Continuation Sheet

Section number 7 Page 31

2-story Colonial Revival-derived apartment building finished in red brick, with a series of tile-roofed brick porches on the façade. The building appears little altered from the original with the exception of some windows having been replaced with modern units. Modest brick corbelling provides ornament to the building and is centered on the upper portion of the façade is an inset stone bearing the name "Delaware Place." The building is U-shaped in form, and is located on a corner lot.

141 Site # KA-2252

501 Hall Street

c. 1925

contributing building

One-story, front-gable house with Craftsman elements. Wood construction with a front-gable brick porch extending across the façade. The porch incorporates curvilinear entrados on the front and side elevations. Fenestration is flat-topped, with 3/1 windows.

141A Garage

c. 1925

contributing building

1-story gabled wooden garage

142 Site # KA-2241

503 Hall Street

c. 1925

contributing building

1 ½-story, side-gable Bungalow finished in red brick, with shed dormers front and rear, penetrated by a series of windows. Decorative multi-color brick finishes in the pediments of the gables, which are also ornamented with decorative brackets. Recessed front porch has been screened in. Fenestration is flat-topped, 1/1.

142A Garage

c.1925

contributing building

Two-bay, front-gable roof garage.

143 Site # KA-2250

505 Hall Street

c. 1925

non-contributing building

2-story side-gable-roofed Colonial Revival-style residence of wood construction, with the original front porch enclosed with brick and new picture windows. The front porch is of brick as is a portion of the first story of the main house. Fenestration is flat-topped, with sliding glass replacement windows. A 2-story original ell is at the rear. The alterations adversely affect the historic integrity and the building no longer resembles an historic resource.

144 Site # KA-2275

506 Hall Street

c. 1925

contributing building

One-story, front gable, stucco-covered house of set well back from the street, with replacement windows, and little other architectural ornament.

144A Garage

c. 1925

contributing building

United States Department of the Interior
National Park Service

National Register of Historic Places Continuation Sheet

Section number 7 Page 32

1-story gabled wooden garage with original wooden hinged doors.

145 Site # KA-2249

507 Hall Street

c. 1925

contributing building

1½-story side-gable Bungalow with shed dormers front and rear, incorporating exposed rafter tails under the eaves. Recessed front porch with solid railing. Fenestration is flat-topped, with windows set singly and in pairs.

145A Garage

c. 1960

non-contributing building

One bay, concrete block, gable-front garage with roll-up door, constructed outside the period of significance.

146 Site # KA-2248

509 Hall Street

c. 1925

contributing building

2½-story gable-end-oriented vernacular residence finished in stucco, with a hipped roof front porch incorporating an offset pediment over the main entrance. Partial returns of the cornice on the gable ends.

146A Garage

c.1925?

contributing building

2 bay car garage with a flat roof

147 Site # KA-2247

511 Hall Street

c. 1925

non-contributing building

2-story double house finished in blonde brick with a hipped roof and small gabled dormer on the façade and rear elevation. In the front corner is a 2-story porch with an open second story. Fenestration is flat-topped, with some replacement windows and some alterations to the pattern of fenestration on the secondary elevations. Due to this, the property no longer retains integrity.

147A 511 Hall Street, rear

c. 1925

non-contributing building

1-story, side gabled, with wooden siding, dependency used as an apartment. The shed roofed entrance is accessed from the alley behind the house. Fenestration is plain with no sills or lintels and replacement windows. There are decorative brackets under the eaves in the gables. A shed-roof vestibule has been added to the building, obscuring the main elevation.

147B Garage

c.1925

contributing building

One bay, gable front garage with alterations.

148 Site # KA-2246

513 Hall Street

c. 1925

contributing building

United States Department of the Interior
National Park Service

National Register of Historic Places Continuation Sheet

Section number 7 Page 33

2-story American Foursquare finished in painted brick with a hipped roof and 2-bay façade with the main entrance offset. Extending across the façade is a hipped roof porch of brick. Fenestration is flat-topped, 1/1, with windows set on stone sills and capped with rock-faced stone lintels. Some windows have exterior fixed shutters.

148A Garage **c. 1980** **non-contributing building**
1-story, 2 bay, gabled end garage with a replacement overhead garage doors and vinyl siding.

149 Site # KA-2274
514 Hall Street **c. 1960** **non-contributing building**
1-story minimal traditional house finished in rock-faced stone, with a side-gable roof and forward-projecting ell on the façade, creating an L-shaped footprint. In the angle of the ell is a 1-story porch. Fenestration is flat-topped, with replacement sash and some exterior fixed shutters.

150 Site # KA-2273
516 Hall Street **c. 1935** **contributing building**
2½-story minimal traditional residence finished in red brick, with a side-gable roof and a forward-projecting 2-story gable end-oriented wing on the façade. A single gabled dormer is located on the façade. Within the angle of the ell is a small stoop shielded by a metal canopy. Fenestration is flat-topped, with original steel frame casement windows.

151 Site # KA-2245
517 Hall Street **c. 1925** **contributing building**
2 1/2-story, front gable residence of wood construction with gable roof and gable-end-orientation to the street, with hipped dormers on the side elevations. A hipped-roof front porch with replacement supports and balustrade extends across the façade. An oriel is located on the west elevation, likely opening onto a stairwell. Fenestration is flat-topped, 1/1, with replacement sash, and some exterior fixed shutters.

152 Site # KA-2272
518 Hall Street **c. 1925** **contributing building**
Substantial 2½-story American Foursquare-derived residence finished in red brick with a hipped roof of tile and a gable dormer centered on the roof; the dormer is also finished with tile roof. Elaborate front porch incorporating a tile roof and stylized support posts resting on brick piers. The main entrance is centered on the façade and incorporates an entry door flanked by sidelights. A secondary entrance on the side is shielded by a tile-roofed hood.

152A Carriage House **c.1925** **contributing building**
2-story carriage house with apartment on second floor and overhead garage doors on first floor

United States Department of the Interior
National Park Service

National Register of Historic Places Continuation Sheet

Section number 7 Page 34

-
- 153 Site # KA-2244**
519 Hall Street **c. 1925** **contributing building**
2½-story American Foursquare of wood construction, finished in insul-brick, with a hipped roof and hipped dormers. 2-bay façade with the main entrance offset, with a hipped roof porch incorporating paired and clustered wood supports and spindle wood balustrade. Fenestration is flat-topped, with multi-light replacement sash.
- 154 Site # KA-2243**
521 Hall Street **c. 1925** **non-contributing building**
2½-story vernacular residence refinished in stucco, with a gable roof and gable dormers on the side elevations. A portion of the original hipped roofed porch has been enclosed. Fenestration is flat-topped, with replacement sash. What appears to be a 1-story addition is on the rear, and a 2nd side door has been inserted accessed from Vine Street. Window openings have been altered. Due to the number of changes, the house no longer resembles an historic resource.
- 155 Site # KA-2271**
522 Hall Street **c. 1925** **contributing building**
2½-story American Foursquare finished in brick with buttered joints. Hipped roof with hipped dormers and a 1-story bay window on the east elevation, which also incorporates an exterior metal fire escape. Hipped roof front porch of wood, supported by wood pillars. Fenestration is flat-topped, 1/1, with stone sills and lintels.
- 156 Site # KA-2242**
601 Hall Street **c. 1925** **non-contributing building**
2½-story house, finished in red brick, with a gable roof and gable-end-orientation, with partial returns of the cornice on the gable ends and a stylized Palladian window in the pediment of the gable on the façade. The side elevations are penetrated by gablets at the roof level. A 1-story porch with a centered pediment extends across the façade. A large side addition nearly doubles the building's footprint. The house is thus considered non-contributing.
- 157 Site # KA-2270**
602 Hall Street **c. 1925** **contributing building**
1½-story, side-gable Bungalow finished in red brick, with shed dormers front and rear and decorative brackets under the eaves. Recessed front porch of brick with a solid brick railing. A 1-story shed roofed bay window on the east elevation appears to access an inglenook on the interior. Original windows incorporate 9/1 sash.
- 157A Garage** **c. 1925** **contributing building**

United States Department of the Interior
National Park Service

National Register of Historic Places Continuation Sheet

Section number 7 Page 35

1-story gabled garage with a modern overhead door.

158 Site # KA-2240 (see Photo 12)

603 Hall Street

c. 1925

contributing building

2½-story American Foursquare of wood construction, with a hipped roof and hipped dormers on the façade and side elevations. Fenestration is flat-topped, 1/1. The hipped roof front porch extends across the façade, with wood posts and the surface of the façade under the porch finished in non-historic stone.

158A Garage

c.1925

non-contributing building

Gable-roof, concrete block garage with side shed addition and new siding in the eaves.

159 Site # KA-2269

604 Hall Street

c. 1925

contributing building

2½-story American Foursquare of wood construction with hipped roof and hipped dormers on the front and side elevations. Hipped roof porch supported by Doric columns. Fenestration is flat-topped, 1/1, with replacement sash.

159A Garage

c.1925

contributing building

1-story, one car, flat roofed, rock faced concrete block garage with new door.

160 Site # KA-2268

606 Hall Street

c. 1925

non-contributing building

1½-story Bungalow with a side gable roof and a gable dormer centered on the façade. Non-historic siding. Shed roofed porch supported by new columns and porch balustrade appears to have been removed. New windows and some new/downsized window openings. Due to the changes, the building no longer resembles an historic house and is thus non-contributing.

160A Garage

c. 1970

non-contributing building

1-story modern wooden garage.

161 Site # KA-2239 (see Photo 12)

607 Hall Street

c. 1925

contributing building

2-story American Foursquare finished in synthetic stone with a hipped roof and a shallow center gable on the façade. 2-bay façade with hip-roofed front porch.

161A Garage

c.1925

contributing building

1-story stone garage with a pyramidal roof.

162 Site # KA-2267

United States Department of the Interior
National Park Service

National Register of Historic Places Continuation Sheet

Section number 7 Page 36

-
- | | | | |
|-------------|--|----------------|----------------------------------|
| | 608 Hall Street | c. 1925 | contributing building |
| | 1½-story side gable Bungalow with shed dormers front and rear, incorporating a recessed front porch with a solid wood railing. Fenestration is flat-topped, with multi-light replacement sash. On the east elevation is a 1-story shed-roofed oriel, which appears to access an inglenook on the interior. | | |
| 162A | Garage | c. 1970 | non-contributing building |
| | 1-story modern wooden garage. | | |
| 163 | Site # KA-2238 | | |
| | 609 Hall Street | c. 1925 | contributing building |
| | American Foursquare finished in brick with hipped roof and hipped dormers. Front porch has been enclosed with operable windows. | | |
| 163A | Garage | c. 1925 | contributing building |
| | 1-story, one bay, gabled end garage with a replacement overhead garage door and original wooden siding. | | |
| 164 | Site # KA-2266 | | |
| | 610 Hall Street | c. 1925 | contributing building |
| | 1½-story side-gable Bungalow with a hipped dormer on the façade, with the exterior surfaces finished in stone and retaining historic steel frame windows. In the angle of the L-shaped façade is a recessed porch supported by wrought iron posts. | | |
| 165 | Site # KA-2237 (see Photo 12, 13) | | |
| | 611 Hall Street | c. 1925 | contributing building |
| | Gable-end-oriented house with Tudor Revival elements, finished in stucco with a recessed arcaded porch on one side. Main entrance is semi-circular-arched with matching stone surrounds. Fenestration flat-topped with replacement sash. | | |
| 165A | Garage | c.1925 | contributing building |
| | Four-bay brick garage building with flat roof and side stepped parapets. | | |
| 166 | Site # KA-2265 | | |
| | 612 Hall Street | c. 1925 | contributing building |
| | 1½-story side-gable Bungalow of wood construction with a hipped dormer centered on the façade. Recessed front porch with the main entrance offset, en-framed within the sidelights, the porch incorporates a slightly curved intrados. Fenestration is flat-topped, with multi-light original sash. | | |
| 167 | Site # KA-2236 (see Photo 13) | | |

United States Department of the Interior
National Park Service

National Register of Historic Places Continuation Sheet

Section number 7 Page 37

-
- | | | | |
|-------------|---|----------------|----------------------------------|
| | 613 Hall Street | c. 1925 | contributing building |
| | 2-story Dutch Colonial Revival-style residence with the first story finished in red brick and the second in vinyl siding. Brick front porch and shed dormer on façade. | | |
| 168 | Site # KA-2264 | | |
| | 614 Hall Street | c. 1925 | contributing building |
| | 1½-story, side-gable Bungalow of wood construction with a forward-projecting gable-roofed wing on the façade, creating an L-shaped footprint, with a small recessed porch in the angle of the ell. A substantial gabled dormer penetrated by 3 windows is centered on the façade. Fenestration is flat-topped, with replacement sash. Exterior finished in non-historic siding. | | |
| 169 | Site # KA-2235 (see Photo 13) | | |
| | 615 Hall Street | c. 1925 | contributing building |
| | 2-story American Foursquare finished in stucco, with a 2-bay façade and a 1-bay hip-roofed porch which has been screened-in. Undersized gable dormers on façade, Fenestration flat-topped, with original multi-light sash. | | |
| 169A | Garage | c.1980 | non-contributing building |
| | Two-bay, gable roof modern garage with T-111 siding. | | |
| 170 | Site # KA-2263 | | |
| | 616 Hall Street | c. 1925 | contributing building |
| | 1½-story side gable Bungalow of wood construction finished in non-historic siding, with a hipped dormer centered on the façade and a recessed front porch supported by wood posts and piers. Fenestration is flat-topped, 1/1, with replacement sash. | | |
| 366 | Site # KA-2231 | | |
| | 623 Hall Street | c. 1925 | contributing building |
| | 1 ½ -story, side gable Bungalow with Craftsman-style elements. Combination shed/gable dormer and recessed porch; half of which appears to have been enclosed. Vinyl siding and replacement windows. Decorative brackets also with vinyl siding. Fenestration is flat-topped, with multi-light windows. | | |
| 371 | 617 Hall Street | c. 1930 | non-contributing building |
| | 2-story vernacular residence of wood construction, with a side-gable jerkin-head gable roof and an exterior red brick chimney offset on the façade. The building is finished in shiplap siding, and features flat-topped fenestration and replacement windows. The main entrance is offset on the façade, and is shielded by a metal canopy which appears to have replaced an original porch. Rearward-projecting wings are on the north elevation. Due to the multiple changes, the building does not retain sufficient integrity to be considered contributing. | | |

United States Department of the Interior
National Park Service

National Register of Historic Places Continuation Sheet

Section number 7 Page 38

-
- 371A Garage c. 1930 contributing building**
1-story, 2 car garage with a front jerkin-head gable roof and wooden garage doors.
- 171 Site # KA-2262 c. 1925 contributing building**
618 Hall Street
1-story, front-gable house with Craftsman elements. Wood construction finished in non-historic materials, with a gable porch which has been screened in. Portions of the façade and side elevations have been clad in non-historic brick. Fenestration is flat-topped, 1/1, with replacement sash.
- 173 Site # KA-2261 c. 1925 contributing building**
620 Hall Street
1½-story, side-gable Bungalow with Craftsman elements. Wood construction with a hipped dormer centered on the façade with a recessed front porch supported by brick piers and enclosed within an original wood balustrade. Fenestration is flat-topped, with original 4/1 double-hung sash windows.
- 173A Garage c. 1925 contributing building**
1-story, one bay, wooden garage with a hipped roof and a replacement overhead garage door.
- 174 Site # KA-2233 (see Photo 14) c. 1925 contributing building**
619 Hall Street
2-story American Foursquare finished in red brick, with a hipped roof penetrated by chimneys. The roof is finished in green tile, as is the hipped roof porch. The front porch is of brick with a solid railing. Fenestration of flat-topped, generally 1/1, with replacement sash and some exterior fixed shutters.
- 174A Outbuilding c.1925 contributing building**
1 ½ story brick outbuilding with side gable, tile roof with shed dormer. 6/1 double-hung sash windows.
- 175 Site # KA-2260 c. 1925 non-contributing building**
622 Hall Street
2-story American Foursquare-derived residence finished in red brick with a hipped roof capped with a gablet. A forward-projecting major addition on the façade is gable-end-oriented, partially finished with stucco. Fenestration is flat-topped, with multi-light sash, including what appears to be a replacement window in the forward-projecting wing on the façade. Due to the addition, the building no longer retain historic integrity.
- 176 Site # KA-2232 (see Photo 14)**

United States Department of the Interior
National Park Service

National Register of Historic Places Continuation Sheet

Section number 7 Page 39

-
- | | | | |
|-------------|--|----------------|----------------------------------|
| | 621 Hall Street | c. 1925 | contributing building |
| | 1½-story side-gable-roofed Bungalow of wood construction, with a combination gable/shed dormer on the façade. The main entrance is offset on the façade, and is shielded by a recessed porch with a pediment offset over the main entrance. Fenestration is flat-topped, 1/1, with replacement sash and windows set singly and in groups. | | |
| 177 | Site # KA-2259 (see Photo 32) | | |
| | 700 Hall Street | c. 1925 | contributing building |
| | 2-story 3-bay Colonial Revival-style central-passage house of wood construction, with an exterior gable-end step-shouldered brick chimney. Centered entrance shielded by a small hip-roofed porch supported by Doric columns. Fenestration is flat-topped, 3/1, with windows having fixed exterior shutters. A side porch supported by wrought iron posts is on one elevation. | | |
| 178 | Site # KA-2258 | | |
| | 702 Hall Street | c. 1960 | non-contributing building |
| | 1-story modern house with a low-pitched gable roof, finished in stone veneer, with flat-topped windows and a main entrance on the side elevation. | | |
| 179 | Site # KA-2230 | | |
| | 703 Hall Street | c. 1925 | contributing building |
| | 2-story, front, clipped-gable house with a full-length porch supported by paired wood posts. The façade under the porch is clad in non-historic stone and the remainder of the house in vinyl. Fenestration is flat-topped, with replacement units and an octagonal window, an apparent addition, is in the pediment of the gable on the façade. Other windows are original 3/1. | | |
| 179A | Garage | c.1980 | non-contributing building |
| | Modern garage. | | |
| 180 | Site # KA-2257 | | |
| | 704 Hall Street | c. 1945 | contributing building |
| | 1½-story Tudor Revival-style house finished in red brick, with a side gable roof and an offset gable on the façade, from which projects a gable-end-oriented wing. In the angle of the L-shaped façade is a small masonry stoop from which is accessed the main entrance. Fenestration is flat-topped, with steel casement windows. | | |
| 181 | Site # KA-2229 | | |
| | 705 Hall Street | c. 1925 | contributing building |
| | 2½-story, side-gable Bungalow with Craftsman elements. Wood construction, finished in thin shiplap siding with large, shed-roof dormer and smaller shed-roof dormer above. Exposed rafter tails under | | |

United States Department of the Interior
National Park Service

National Register of Historic Places Continuation Sheet

Section number 7 Page 40

the eaves. Decorative brackets under the side elevations. The front porch is enclosed with operable sash. Fenestration is flat-topped, with replacement window units and some windows having exterior fixed shutters.

- | | | | |
|-------------|--|----------------|----------------------------------|
| 181A | Garage
Two-bay, flat roof garage with alterations. | c.1925 | non-contributing building |
|
 | | | |
| 182 | Site # KA-2256
706 Hall Street | c. 1950 | non-contributing building |
| | 1-story minimal traditional house finished in red brick, with a centered chimney and a low-pitched gabled roof. The asymmetrical 4-bay façade which incorporates the main entrance which is offset and shielded by pedimented hood supported by Doric columns. Fenestration is flat-topped, with steel frame casement windows. | | |
|
 | | | |
| 183 | Site # KA-2228
707 Hall Street | c. 1925 | contributing building |
| | 2-story, side-gable house of wood construction, with a side gable roof and a prominent gable wall dormer on the façade; shed dormer on the rear elevation. The brick front porch is enclosed within an operable sash. Fenestration is flat-topped, with replacement sash. | | |
|
 | | | |
| 184 | Site # KA-2227
709 Hall Street | c. 1925 | contributing building |
| | 2½-story, side-gable house with Craftsman elements. Wood construction, finished in thin shiplap siding, with scalloped rafter tails and decorative brackets under the eaves. Original gable-end-oriented porch extends across the façade, supported by clustered Doric columns resting on brick piers. Fenestration is flat-topped, with multi-light sash. A 1-story gable-end-oriented wing is on the rear elevation. | | |
|
 | | | |
| 185 | Site # KA-2226
711 Hall Street | c. 1925 | contributing building |
| | 1½-story, side-gable Bungalow with shed dormers front and rear, and stylized decorative brackets under the eaves. Non-historic siding. Recessed front porch of brick, including clustered wood posts which rest on brick piers. Fenestration is flat-topped, with replacement sash. Interior gable-end brick chimney on the west gable end. | | |
|
 | | | |
| 186 | Site # KA-2255
712 Hall Street | c. 1925 | contributing building |
| | 1½-story house finished in blonde brick with and intersecting gabled roof and stucco-finished shed dormer on one elevation; Colonial Revival elements. A forward-projecting entry bay is gable-end | | |

United States Department of the Interior
National Park Service

National Register of Historic Places Continuation Sheet

Section number 7 Page 41

oriented and includes a semi-circular doorway shielded by a metal canopy. Fenestration is flat-topped, with replacement sash.

186A Dependency c.1925 contributing building
Two-story, gable front dependency.

187 Site # KA-2254 c. 1925 contributing building
714 Hall Street
2-story vernacular residence finished in stucco, with an intersecting gabled roof with rolled corners. A 1-story porch extends across the façade, with similarly rolled edges. Fenestration is flat-topped, with multi-light sash.

Kanawha Blvd., West

413 402 Kanawha Blvd, West c. 1925 contributing building
2-story brick American Foursquare –style house has a hipped roof porch supported by square wooden columns. Roof dormers with are on all sides of the house. Fixed shutters surround the one –over-one windows with plain stone sills. An oriel bay window is on the eastern elevation towards the rear of the building. Rusticated stone provides the foundation for the structure.

413A Garage c. 1925 non-contributing building
1-story, two bay, front gabled garage with vinyl siding and modern overhead garage doors and small shed roof overhang.

414 404 Kanawha Blvd, West c. 1925 contributing building
2 ½-story rusticated stone front gable with wing house has a shed roof porch with overhanging eaves. The fenestration is plain stone sills and replacement sash. An internal stone chimney remains on the eastern side of the gable. On the western elevation, a hipped roof with overhanging eaves meets the shed roof porch.

415 406 Kanawha Blvd, West c. 1925 contributing building
Kanawha Blvd at Delaware Ave
2 ½ –story stucco Tudor-revival style house with a steeply side gabled roof and a shed roof porch and entrance way. The porch has a shed dormer with a small two pane window. There is little decoration or architectural detail on this building. The western elevation faces Delaware Avenue and has a second entrance with a rounded doorway and curved concrete stairs. The windows are paired on the second story and a line of 4 ribbon windows on the first story between the two entrances.

United States Department of the Interior
National Park Service

National Register of Historic Places Continuation Sheet

Section number 7 Page 42

-
- 415A Garage c.1925 contributing building**
Two-bay, flat roof garage with stepped parapet on side elevations. Two-sets of swing-open doors.
- 188 Site # KA-5832 (see Photo 15)**
502 Kanawha Blvd., West c. 1925 contributing building
2½-story American Foursquare of wood construction, finished in non-historic siding, with a hipped roof penetrated by hipped dormers and a red brick corbelled chimney. 2-bay façade with the main entrance offset, shielded by a hipped-roof front porch with replacement support columns and a replacement wrought iron balustrade. Fenestration is flat-topped, 1/1, with replacement sash and fixed exterior shutters.
- 189 Site # KA-2097 (see Photo 15)**
504 Kanawha Blvd., West c. 1920 contributing building
2½-story American Foursquare finished in red brick, with a hipped roof penetrated by corbelled brick chimneys and a hipped dormer. Roof surfaces are finished in red tile. Extending across the façade is a brick porch supported by brick piers and enclosed within a solid railing. Fenestration is flat-topped, with original sash retained.
- 189A Garage c. 1920 contributing building**
1-story, two bay, brick garage with a gabled roof and a wall dormer on the western elevation, which is accessed from an alley behind the house. There is a small fixed pane window on the western elevation as well. The overhead garage doors are replacements.
- 190 Site # KA-2096 (see Photo 15)**
506 Kanawha Blvd., West c. 1925 contributing building
2½-story Georgian Revival-style residence finished in red brick, with a symmetrical 3-bay façade & side-gable roof with three gable dormers featuring semi-circular windows with curvilinear tracery. The main entrance is centered on the façade, incorporating a segmental-arched fanlight and sidelights. Extending across the façade is a 1-story porch with a centered pediment, supported by clustered Doric columns and trimmed with modillions and a dentil band. Fenestration is flat-topped, with multi-light sash.
- 190A Garage c.1970 non-contributing building**
Three-bay, side-gable, concrete block garage with roll-up doors. Modern.
- 191 Site # KA-2095**
508 Kanawha Blvd., West c. 1925 contributing building

United States Department of the Interior
National Park Service

National Register of Historic Places Continuation Sheet

Section number 7 Page 43

2½-story American Foursquare of wood construction with a hipped roof and hipped dormers. 2-bay façade with the main entrance offset on the west side, shielded by a hipped-roof porch supported by Doric columns. Non-historic siding and replacement windows.

191A Garage c. 1950 non-contributing building
1-story brick and concrete block, four-bay garage with the original doors and a flat roof.

192 Site # KA-2094
510 Kanawha Blvd., West c. 1950 non-contributing building
2½-story gable-front vernacular residence of wood construction with a step-shouldered exterior brick chimney and gabled dormers penetrating the roofline. On the east elevation is a 1-story bay window. Shed-roof front porch has been enclosed. Fenestration is flat-topped, with some original sash. Property is noncontributing because it was constructed outside of the period of significance.

192A Garage c. 1980s non-contributing building
Modern concrete block garage.

416 Site # KA-2093A
516 Kanawha Blvd., West c. 1925 non-contributing building
2 ½-story gable-front residence of wood construction, with a hipped front porch supported by round wooden columns on piers. The secondary story has a shed roof over the balcony supported by two paired round wooden columns. Fenestration is flat-topped with some replacement sash. A large addition covered in vinyl siding with a flat roof changes the overall appearance of the house. The addition negatively affects the historic integrity of the resource.

193 Site # KA-2093 c. 1925, 1996 non-contributing building
Unitarian Church
520 Kanawha Blvd., West
2-story church finished in stucco, incorporating elements of the Prairie style, with a low profile and modest ornamentation. Multiple roof system including gabled sections and hipped sections with some windows set immediately below the eaves. The original house was constructed in the 1925s but the modern sanctuary was added on in 1996. Therefore this building is a non-contributing resource.

194 Site # KA-1630
Grace Bible Church
620 Kanawha Blvd., West c. 1970 non-contributing building
2-story non-historic church building, finished in red brick, with simple lines and little ornamentation. Fenestration is flat-topped, with windows set singly and in groups.

United States Department of the Interior
National Park Service

National Register of Historic Places Continuation Sheet

Section number 7 Page 44

-
- 194A Apartment building c. 1935 non-contributing building**
2-story polychrome brick structure has a front gable and a flat roof addition on the rear. The rear addition has rows of windows in a straight line on both stories. One external brick chimney remains on the eastern side of the front gable. The entranceway has two doors and a front projecting gable with new siding. Modern windows. The building has had numerous changes and no longer resembles an historic resource.
- 195 Site # KA-1629**
Seventh Day Adventist
622 Kanawha Blvd., West c.1970 non-contributing building
1-story modern church finished in brick, with an A-frame profile. Appears to be less than fifty years of age.
- 196 Site # KA-1628**
624 Kanawha Blvd., West c. 1980 non-contributing building
Modern educational facility finished in brick. Less than fifty years of age.
- 197 Site # KA-5833**
628 Kanawha Blvd., West c. 1925 contributing building
2-1/2 story Foursquare with Craftsman elements finished in red brick, with a hipped roof and hipped dormer; all roof surfaces are finished in red tile. Broadly projecting bracketed eaves. Extending across the façade is a 1-story porch supported by Doric columns resting on brick piers and enclosed within a solid brick balustrade. Fenestration is flat-topped, with replacement sash. The main entrance is offset on the west side of the façade, incorporating a single door en-framed within sidelights.
- 197A Garage c.1925 contributing building**
2-story garage/apartment of brick and wood, with the original wooden doors.
- 198 Site # KA-1627**
632 Kanawha Blvd., West c. 1925 contributing building
2-story Colonial Revival-derived residence finished in red brick, with a gable-end orientation to the street and a red tile roof. The pediment of the gable on the façade is finished in stucco and is penetrated by a stylized Palladian window. 3-bay façade with the main entrance offset on the west side, shielded by a substantial arcaded brick and wood porch with a roof balustrade.
- 198A Garage c. 1925 contributing building**
1-story brick garage with a single overhead door.
- 199 Site # KA-1625**

United States Department of the Interior
National Park Service

National Register of Historic Places Continuation Sheet

Section number 7 Page 45

634 Kanawha Blvd., West c. 1925 contributing building
1½-story, side-gable Bungalow of wood construction, finished in non-historic siding, with a substantial gabled dormer centered on the façade. Decorative brackets under the eaves, and a recessed front porch of brick. On the west elevation is a 1-story oriel window.

199A Garage c. 1925 contributing building
1-story wooden garage with Adirondack bracing to match the house.

200 Site # KA-1624
636 Kanawha Blvd., West c. 1925 contributing building
2½-story, front-gable house with Craftsman elements. Wood construction with a gable roof and gable dormers on the side elevations. The building exhibits a varied profile including a forward-projecting gable-end-oriented porch and a secondary entrance on the east elevation within a gabled projection. Fenestration is flat-topped, 1/1, with replacement sash, including a 3-window unit on the second story shielded by a shed-roofed hood. Craftsman-style brackets are under the eaves.

201 Site # KA-1623
700 Kanawha Blvd., West c. 1935 non-contributing building
Substantial 2½-story American Foursquare converted for double occupancy, finished in non-historic replacement shiplap siding, with a hipped-roof front porch with roof balustrade. The main roof incorporates a hipped-roof system with a small dormer. It appears that two additions nearly doubling the footprint of the original building. Fenestration is flat-topped, with replacement sash. Due to the additions the building is considered non-contributing.

202 Site # KA-1622
702 Kanawha Blvd., West c. 1930 contributing building
1½-story, side-gable house finished in buff-colored brick, with a side-gable roof of tile, and a steeply-pitched gable-end oriented entry bay offset on the façade, with a stylized lancet window in the pediment. The main roof is penetrated by dormers, with windows retaining original operable shutters. A porch in the angle of the ell on the façade is supported by oversized Doric columns. This house has been identified as a Sears catalog house (Glen Falls).

202A Garage c. 1930 contributing building
A matching 1-story, one bay, brick garage with one overhead door and a flat tiled roof.

203 Site # KA-1621
706 Kanawha Blvd., West c. 1960 non-contributing building
1-story minimal traditional residence finished in red brick, with a low-pitched hipped roof. The building is built on a raised foundation and incorporates a basement garage on the west side of the

United States Department of the Interior
National Park Service

National Register of Historic Places Continuation Sheet

Section number 7 Page 46

façade. Above the garage is a cantilevered porch enclosed within a wrought iron replacement balustrade. Fenestration is flat-topped, with replacement sash. The house is noncontributing because it was built outside of the period of significance.

- 204 Site # KA-1620**
708 Kanawha Blvd., West c. 1935 contributing building
1½-story house with Tudor Revival elements. Intersecting gable roof and an L-shaped façade, incorporating a forward-projecting gable-end-oriented entry bay with the main entrance featuring a round-arched door framed within stone. A one story stoop, shielded by a metal canopy, is in the angle of the ell. Step-shouldered exterior gable-end brick chimney. Fenestration is flat-topped, with replacement windows.
- 204A Garage c. 1935 contributing building**
Two-story garage/ apartment with a hipped roof and overhead garage doors.
- 205 Site # KA-1619**
710 Kanawha Blvd., West c. 1935 contributing building
2½-story minimal traditional Colonial Revival-derived residence finished in red brick, with an intersecting gable roof and a forward projecting gable-end-oriented wing on the east side of the façade, through which is the main entry, incorporating a semi-circular doorway shielded by a metal canopy. Fenestration is flat-topped, with multi-light replacement sash, set singly and in pairs. Interior gable-end brick chimneys.
- 206 Site # KA-1618 (see Photo 26)**
712 Kanawha Blvd., West c. 1930 contributing building
2-story Mediterranean Revival-style residence finished in stucco, with a hipped roof and an arcaded front porch, portions of which have been enclosed with fixed glass. Fenestration is flat-topped, and a second story balcony is over the porch, accessed by double doors from the inside.
- 206A Garage c. 1970 non-contributing building**
1-story, four bay, flat roofed, brick garage.
- 207 Site # KA-1617**
800 Kanawha Blvd., West c. 1935 contributing building
2-story residence finished in red brick, Tudor Revival elements, with a multiple roof system including a forward-projecting offset gable-roofed entry bay on the east side of the façade, incorporating a recessed entry door, semi-circular in form. A gabled wall dormer is on the west side of the façade. Fenestration is flat-topped, with multi-light sash and some windows exhibiting exterior fixed shutters. Paired garage doors at the basement level access the house on the east elevation.

United States Department of the Interior
National Park Service

National Register of Historic Places Continuation Sheet

Section number 7 Page 47

-
- 208 Site # KA-1616**
802 Kanawha Blvd., West c. 1945 contributing building
1½-story minimal traditional house finished in red brick, with a side-gable roof and a forward-projecting entry bay which is gable roofed, with a semi-circular oculus in the pediment. Small gabled dormers penetrate the roofline along with a substantial brick fireplace chimney. Fenestration is flat-topped, with replacement sash. The main entrance is near the center of the façade, accessed from a brick stoop.
- 208A Garage c. 1945 contributing building**
A concrete block garage with a brick veneer front gable and an overhead garage door.
- 209 Site # KA-1615**
804 Kanawha Blvd., West c. 1945 contributing building
One of a series of apartment building adjacent to one another, this example being three bays in width with a centered entrance and flat-topped windows throughout. The façade is finished in multi-colored brick.
- 210 Site # KA-1614**
806 Kanawha Blvd., West c. 1945 contributing building
One of a series of apartment building adjacent to one another, this example being three bays in width with a centered entrance and flat-topped windows throughout. The façade is finished in red brick.
- 211 Site # KA-1613**
808 Kanawha Blvd., West c. 1945 non-contributing building
One of a series of apartment building adjacent to one another, this example being three bays in width with a centered entrance and flat-topped windows throughout. The façade is finished in multi-colored brick. A 2-story porch has been added to the façade and it thus does not retain sufficient integrity.
- 212 Site # KA-1612**
812 Kanawha Blvd., West c. 1980 non-contributing building
2-story modern apartment building finished in red brick, with wood balconies flanking the main entrance which is shielded by a pedimented hood.
- 213 Site # KA-5834**
818 Kanawha Blvd., West c. 1940 contributing building
1-story Colonial Revival-style house of wood construction, with a symmetrical façade and a centered entry incorporating a semielliptical fanlight and sidelights flanking a single entry door. The entry is shielded by a pedimented hood supported by paired Doric columns and defined by pilasters flanking

United States Department of the Interior
National Park Service

National Register of Historic Places Continuation Sheet

Section number 7 Page 48

the doorway. Fenestration is flat-topped, with windows set singly and in pairs, with fixed exterior shutters. Listed on the 1947 Sanborne Fire Insurance Map as "Woman's Club."

- 425 Site # KA-1610**
820-826 Kanwha Blvd., West c. 1980 non-contributing building
2-story brick, side gabled roof with boxed overhanging eaves, apartment complex with 6 units facing Kanawha Boulevard with balconies. Each entry side lights and aluminum columns.

Lovell Drive

- 214 Site # KA-2114**
191 Lovell Drive c. 1925 contributing building
1½-story side-gable Bungalow of wood construction, with a large gable dormer on the façade, penetrated by three doublehung windows. The recessed front porch is partially enclosed, which may date to the original construction. Fenestration is flat-topped, with replacement sash.
- 215 Site # KA-2115**
193 Lovell Drive c. 1980 non-contributing building
2-story house of wood construction, with a portion of the façade on the first story finished in multicolored brick. The balance of the exterior surfaces are finished in asbestos shingles. Shallow-pitched hipped roof, and shed-roof porch extends across the façade.
- 216 Site # KA-2116**
197 Lovell Drive c. 1925 contributing building
2-story gable-end-oriented residence of wood construction, with decorative brackets under the eaves, and a hipped-roof front porch with an offset pediment over the main entrance. The porch is supported by plain wood posts and is enclosed within a solid wood railing. Fenestration is flat-topped, with replacement sash.
- 217 Site # KA-2117**
199 Lovell Drive c. 1925 contributing building
1½-story side-gable Bungalow of wood construction with an interior gable-end brick chimney and a large gable dormer centered on the façade, with decorative brackets under the eaves. The dormer is finished in imbricated singles, which may represent an alteration from the original. Recessed front porch with replacement supports and balustrade. Fenestration is flat-topped, with replacement sash, with window units set in pairs and in groups.
- 218 Site # KA-2146**
202 Lovell Drive c. 1925 non-contributing building

United States Department of the Interior
National Park Service

National Register of Historic Places Continuation Sheet

Section number 7 Page 49

2-story vernacular house of wood construction with an intersecting gable roof and what appears to be a small offset gable shielding the main entrance. Front porch appears to have been removed. Fenestration is flat-topped, with replacement sash. Architectural detail appears to have been removed. Due to changes, building is not considered contributing.

- 219 Site # KA-2119**
203 Lovell Drive **c. 1925** **contributing building**
One of two adjacent mirror-image houses (#221), this is a 1½-story Bungalow with a side-gable roof and a shed dormer on the façade. An original forward-projecting gable-end-oriented wing is on the west side of the façade, creating an L-shaped footprint, with a porch in the angle of the ell. This house has replacement windows.
- 220 Site # KA-2147**
204 Lovell Drive **c. 1925** **contributing building**
2-story, front-gable vernacular residence of wood construction with an intersecting gable roof and an enclosed gable-end oriented front porch penetrated by a series of double-hung windows. General lack of architectural detail. Fenestration is flat-topped, 1/1, with replacement sash.
- 220A Garage** **c. 1945** **contributing building**
1-story, one car tile garage.
- 221 Site # KA-2120**
205 Lovell Drive **c. 1925** **contributing building**
A mirror-image of its neighbor to the west (219), this is a 1½-story Bungalow with a side-gable roof and a shed dormer along with an interior gable-end red brick chimney. The façade incorporates a forward-projecting gable-end-oriented wing beside which is a recessed porch. This house retains the original 3/1 windows.
- 222 Site # KA-2148**
206-206A Lovell Drive **c. 1935** **contributing building**
2-story minimal traditional double house finished in red brick, with a hipped roof and a symmetrical façade incorporating entrances to the interior spaces in the outer bays. The entrances are shielded by stylized pedimented hoods. Fenestration is flat-topped, with replacement sash. No notable architectural detail.
- 223 Site # KA-2121**
207 Lovell Drive **c. 1925** **contributing building**
1½-story side-gable Bungalow of wood construction with an interior gable-end brick chimney and a shed dormer on the façade. Recessed front porch supported by plain wood posts and enclosed within

United States Department of the Interior
National Park Service

National Register of Historic Places Continuation Sheet

Section number 7 Page 50

a solid wood railing. The original foundation is overlaid with non-historic stone. Fenestration is flat-topped, with replacement sash.

- 224 Site # KA-2149**
208 Lovell Drive **c. 1925** **contributing building**
1-story, front-gable house with Craftsman elements. Full-width, shed-roof porch with centered pediment. House has decorative brackets under the eaves and exposed rafters. Recessed front porch supported by wood piers and smaller wood supports. Asbestos shingle siding.
- 225 Site # KA-2122 (see Photo 17)**
209 Lovell Drive **c. 1925** **contributing building**
1½-story side-gable Bungalow of wood construction, with a gabled dormer on the façade and an interior gable-end brick chimney. Recessed front porch partially enclosed with lattice, supported by plain wood posts and enclosed within a solid wood railing. Fenestration is flat-topped.
- 226 Site # KA-2150**
210 Lovell Drive **c. 1925** **contributing building**
One-story, front-gable house with Craftsman-style elements. Wood construction, finished in asbestos shingles, with decorative brackets under the eaves. A full-length, front-gable porch extends across the façade, supported by heavy wood piers and enclosed within a solid wood balustrade. Fenestration is flat-topped.
- 227 Site # KA-2123 (see Photo 17)**
211 Lovell Drive **c. 1925** **contributing building**
1½-story side-gable-roofed Bungalow of wood construction with a shed dormer centered on the façade and an interior gable-end brick chimney. Recessed front porch supported by plain wood posts and replacement wood balustrade. Fenestration is flat-topped, with replacement sash.
- 228 Site # KA-2151**
212 Lovell Drive **c. 1925** **non-contributing building**
1-story, front-gable house with non-historic siding including simulated stone finishes on the first story on the façade. Fenestration is flat-topped, 1/1, with replacement windows. Due to the siding and replacement windows, the house is considered non-contributing.
- 228A Garage** **c. 1925** **contributing building**
1-story, one car wooden garage with a front gabled roof.
- 229 Site # KA-2124 (see Photo 17)**
213 Lovell Drive **c. 1925** **contributing building**

United States Department of the Interior
National Park Service

National Register of Historic Places Continuation Sheet

Section number 7 Page 51

1½-story side-gable Bungalow of wood construction finished in red brick, with a gabled dormer on the façade finished in square-butt wood shingles. The original recessed front porch has been enclosed with windows, and is accessed from a brick stoop shielded by a metal canopy. Fenestration is flat-topped, with most windows retaining their original 3/1 configuration. Exterior gable-end step-shouldered brick chimney.

- 230 Site # KA-2152**
214 Lovell Drive **c. 1925** **contributing building**
One-story, front-gable house with a hipped-roof front porch supported by paired wood posts and enclosed within a solid wood railing. Fenestration is flat-topped, with replacement sash. Exterior is finished in non-historic siding. The doors and addresses suggest that the property has been converted for use as a duplex.
- 231 Site # KA-2125 (see Photo 17)**
215 Lovell Drive **c. 1925** **contributing building**
1½-story side-gable Bungalow of wood construction finished in asphalt shingles, with a shed dormer on the façade featuring exposed rafter tails and penetrated by three windows. Recessed front porch supported by replacement wrought iron posts. Fenestration retains original 3/1 windows. Interior gable-end brick chimney.
- 232 Site # KA-2126 (see Photo 17)**
217 Lovell Drive **c. 1925** **non-contributing building**
1½-story side-gable Bungalow with a gable dormer centered on the façade with replacement sliding glass windows. Exterior surfaces, including the chimney, have been refinished in T-111 and board-and-batten. Recessed front porch with replacement wood posts and balustrade. Due to the alterations, this property is a non-contributing resource to the historic district.
- 129 Site # KA-5811**
219 Lovell Drive **c. 1925** **contributing building**
1½-story side-gable Bungalow of wood construction with a shed dormer and a recessed front porch. The porch incorporates replacement wrought iron supports and railing. Decorative brackets under the eaves. Flat-topped fenestration without notable ornament.

Main Street

- 233 Site # KA-2688**
503 Main Street **c. 1925** **contributing building**
1½-story, side-gable vernacular house of wood construction, with a side-gable roof and a shed dormer on the façade. Shed-roof front porch supported by wood posts and enclosed within a solid wood

United States Department of the Interior
National Park Service

National Register of Historic Places Continuation Sheet

Section number 7 Page 52

railing finished in decorative wood shingles. Fenestration is flat-topped, without other notable ornament. A shed-roofed carport is appended to one side.

- 234 Site # KA-2686**
505 Main Street **c. 1925** **contributing building**
1-story, hip-roof cube house finished in stucco, with a hipped roof and a forward-projecting hipped-roof porch centered on the façade. The porch is supported by wood posts and is enclosed within a spindle wood balustrade. Fenestration is flat-topped, with some replacement sash.
- 417 Site # KA-2697**
506 Main Street **c. 1925** **contributing building**
One-story, side gable house with front-projecting gable ell and a shed roof porch supported by replacement wood supports. The fenestration is flat topped with one-over-one. This is the first four houses in a line behind 115, 117, and 119 Delaware Avenue.
- 235 Site # KA-2685**
511 Main Street **c. 1925** **contributing building**
1-story, hip-roof cube house finished in stucco with a forward-projecting hipped-roof front porch. The porch is supported by plain wood posts and enclosed within a replacement wood railing. Fenestration is flat-topped. A 1-story addition has been built onto the rear.
- 236 Site # KA-5804** (see Photo 18, 19)
512 Main Street **c. 1950** **non-contributing building**
1-story vernacular residence of wood construction with a gable roof and gable-end orientation to the street. Asymmetrical 3-bay façade. Fenestration is flat-topped, with multi-light non-historic sash.
- 237 Site # KA-2682**
513- 513A Main Street **c. 1925** **non-contributing building**
2-story American Foursquare with aluminum siding which has been converted for double occupancy with two doors on the façade. 3-bay façade with a hipped-roof front porch built on a raised foundation, with no-historic wood supports and wrought iron railing. Fenestration is flat-topped, with replacement sash. Due to the changes, the house no longer resembles an historic resource and is thus considered a non-contributing resource.
- 238 Site # KA-5805** (see Photo 18, 19)
514 Main Street **c. 1925** **contributing building**
1½-story, side-gable Bungalow with Craftsman-style elements. Finished in stucco, with a large gabled dormer. The roof extends beyond the plane of the building to shield a recessed front porch

United States Department of the Interior
National Park Service

National Register of Historic Places Continuation Sheet

Section number 7 Page 53

which is further articulated by a centered pediment with segmental-arched entrados. The main entrance is centered on the porch. Fenestration is flat-topped, with replacement sash.

- 239 Site # KA-2680**
515 Main Street c. 1925 non-contributing building
1½-story Dutch Colonial Revival-style residence finished in modern stucco, with a gable-end orientation and gambrel roof. The roof is penetrated by shed dormers on either side. Hipped-roof front porch appears to be refinished of red brick. Replacement windows.
- 239A Garage c.1980 non-contributing building**
1-story, one bay, stucco finished garage with a hipped roof missing the garage door.
- 240 Site # KA-2695 (see Photo 18, 19)**
516 Main Street c. 1925 contributing building
1½-story, side-gable Bungalow with Craftsman elements. Prominent gable dormer centered on the façade. Recessed front porch with curvilinear intrados, which is supported by battered piers and enclosed within a solid balustrade. Fenestration is flat-topped, with replacement sash.
- 240A Dependency c.1960 non-contributing building**
1-story, one bay stucco-finished dependency with a shed roof of corrugated metal.
- 241 Site # KA-2678-2679**
517 Main Street c. 1915 contributing building
2-story American Foursquare finished in blonde brick with a hipped roof and an exterior chimney penetrating the slope of one of the hips. Fenestration is flat-topped, without notable ornament. Extending across the façade is a hipped-roof brick porch.
- 242 Site # KA-2694 (see Photo 18)**
518 Main Street c. 1925 contributing building
1 ½ -story, side-gable Bungalow with a prominent gable dormer centered on the façade penetrated by three windows. The main roof extends beyond the plane of the building and shields a recessed front porch with a bay window and an offset main entrance. The porch is further articulated by a projecting pediment matching that of the gable dormer. Under the eaves are decorative brackets.
- 242A Garage c.1925 contributing building**
1-story front gabled concrete block garage with exposed rafter tails and overhead doors.
- 243 Site # KA-2677**
519 Main Street c. 1915 contributing building

United States Department of the Interior
National Park Service

National Register of Historic Places Continuation Sheet

Section number 7 Page 54

1-story, hip-roof house with gablet. Red brick with full-length recessed porch. Fenestration is flat-topped, without notable ornament.

244 Site # KA-2692 (see Photo 18)

520 Main Street

c. 1925

contributing building

Two-story, front-gable house of wood construction, with a gable roof and gable-end orientation to the street, with decorative brackets under the eaves. Extending across the façade is a hipped-roof porch with an offset pediment over the main entrance. The porch is supported by paired wood posts which rest on brick piers and is enclosed within a solid railing which has been veneered in non-historic stone. A 1-story shed-roof addition has been built onto the rear.

244A Outbuilding

c.1925

contributing building

1-story, front-gable, concrete block outbuilding with walk-through door.

244B Garage

c.1925

contributing building

1-story, front-gable, stucco-covered garage with original hinged doors.

245 Site # KA-2674

521 Main Street

c. 1925

contributing building

1-story, front-gable house finished in brick with a gable roof and gable-end orientation to the street. The roof extends beyond the plane of the building to shield a recessed front porch which is supported by wood posts and is enclosed within a purged masonry railing. Fenestration is flat-topped, without notable ornament.

245A Garage

c.1925

contributing building

Rock faced concrete block garage with a front gabled roof.

246 Site # KA-2691

522 Main Street

c. 1925

contributing building

1½-story, side-gable Bungalow of wood construction, with shed dormer centered on the façade. The roof extends beyond the plane of the building and shields a recessed front porch which is supported by battered wood posts resting on brick piers and enclosed within a masonry balustrade. Fenestration is flat-topped, 3/1.

247 Site # KA-2672

523 Main Street

c. 1935

contributing building

1-story, front-gable house with hipped roof porch, finished in asbestos shingles. Porch supported by plain wood posts and enclosed within a solid railing. Fenestration is flat-topped, 1/1, with replacement windows. Exposed rafters.

United States Department of the Interior
National Park Service

National Register of Historic Places Continuation Sheet

Section number 7 Page 55

-
- 248 Site # KA-2690**
524 Main Street **c. 1925** **contributing building**
1½-story, side-gable Bungalow of wood construction, with a side-gable roof and a prominent gable dormer centered on the façade. Recessed front porch which is supported by brick piers and is enclosed within a solid brick railing. Fenestration is flat-topped, with replacement sash. On one side elevation is a rectangular oriel, which likely opens into an inglenook on the interior. Vinyl siding.
- 249 Site # KA-2689**
526 Main Street **c. 1925** **contributing building**
2-story, side-gable Bungalow of wood construction, with a side-gable roof and a pedimented dormer centered on the façade, with a corresponding pediment on the porch which extends across the façade and is enclosed within a brick balustrade. Fenestration is flat-topped, with some replacement windows. Vinyl siding.
- 250 Site # KA-2456 (see Photo 20)**
600 Main Street **c. 1915** **contributing building**
2-story vernacular residence of wood construction with a side-gable roof and a 2-bay façade. A hipped-roof front porch has been enclosed, an early alteration to the building. Fenestration is flat-topped, with 6/1, 9/1, and some replacement sash. A secondary entrance and a side porch are on the Vine Street elevation.
- 251 Site # KA-2420**
601 Main Street **c. 1925** **non-contributing building**
2-story vernacular residence of wood construction, with a side-gable roof and a hipped-roof porch offset on the façade, enclosed within a solid balustrade. Fenestration is flat-topped, 1/1, with replacement sash. The exterior of the house is finished in non-historic siding and some windows have been enclosed and/or resized. Thus, the building is considered non-contributing.
- 252 Site # KA-2455 (see Photo 20)**
602 Main Street **c. 1910** **contributing building**
2-story vernacular residence of wood construction with a side-gable roof and a central chimney, finished in asbestos shingles and artificial stone. Shed-roof porch extends across the façade, supported by wrought iron posts and enclosed within a wrought iron railing. Fenestration is flat-topped, with some windows having exterior fixed shutters.
- 253 Site # KA-2419**
603 Main Street **c. 1925** **non-contributing building**

United States Department of the Interior
National Park Service

National Register of Historic Places Continuation Sheet

Section number 7 Page 56

2-story side-gable-roofed vernacular residence of wood construction incorporating either an enclosed porch or an addition on the façade. General lack of architectural detail. Fenestration is flat-topped, 1/1, with replacement sash and exterior fixed shutters. Do to the changes, including the major change to the main elevation, the house no longer retains sufficient historic integrity.

- 254 Site # KA-2454** (see Photo 20)
604 Main Street **c. 1925** **contributing building**
2-story vernacular residence of wood construction with a side-gable roof and a central chimney, with a shed-roofed porch extending across the façade articulated by a centered pediment. The porch is enclosed with 6/1 windows, appearing to be an early modification. The building is finished in asbestos shingles and non-historic siding.
- 255 Site # KA-2418**
605 Main Street **c. 1925** **contributing building**
2-story vernacular residence of wood construction, finished in non-historic siding, with gabled roof and gable-end orientation to the street. Extending across the façade is a gable-end-oriented front porch, supported by paired wood posts and enclosed within a solid wood balustrade. Fenestration is flat-topped, 3/1.
- 256 Site # KA-2453**
606 Main Street **c. 1925** **non-contributing building**
Bungalow with a side-gable roof and a distinctive gambrel dormer on the façade. Building is finished in non-historic siding. Windows have been replaced and porch partially enclosed. It no longer retains sufficient integrity to be eligible for listing.
- 256A Garage** **c.1925** **contributing building**
Two-bay, gable roof garage with bays enclosed.
- 257 Site # KA-2417**
607 Main Street **c. 1915** **non-contributing building**
2-story American Foursquare with a hipped roof and a hipped dormer centered on the façade. Fenestration is flat-topped, with exterior fixed shutters, and the original hipped-roof front porch has been enclosed. Due to the change to the porch and replacement siding and new windows, the house does not retain sufficient integrity and is thus considered non-contributing.
- 258 Site # KA-2452**
608 Main Street **c. 1925** **contributing building**

United States Department of the Interior
National Park Service

National Register of Historic Places Continuation Sheet

Section number 7 Page 57

Bungalow with distinctive gambrel dormer centered on the façade. The main roof extends beyond the plane of the building to shield a recessed front porch which is supported by wood posts and is enclosed within a solid wood balustrade. Fenestration is flat-topped, with replacement sash.

- 259 Site # KA-2416**
609 Main Street **c. 1915** **non-contributing building**
2½-story vernacular residence of wood construction, finished in non-historic siding, with a gable roof and gable-end orientation. A gable-end-oriented front porch has been enclosed, and is penetrated by a sliding glass window and is partially finished in synthetic stone. Other fenestration is flat-topped, with fixed exterior shutters. Window openings have been moved and resized. Due to the changes, the house does not retain sufficient historic integrity.
- 260 Site # KA-2451**
610 Main Street **c. 1925** **contributing building**
1½-story, side-gable Bungalow with a shed-roof dormer on the façade, with exposed rafter tails. The building is finished in rock-faced stone. A recessed front porch extends across the façade. Fenestration is flat-topped, with some windows having exterior fixed shutters.
- 261 Site # KA-2415**
611 Main Street **c. 1925** **non-contributing building**
2-story American Foursquare of wood construction, finished in asphalt shingles, with a hipped roof penetrated by hipped dormers. A hipped-roof front porch extends across the façade, supported by replacement wrought iron posts. Fenestration is flat-topped, 1/1, without notable ornament.
- 262 Site # KA-2450 (see Photo 21)**
612 Main Street **c. 1925** **non-contributing building**
2-story vernacular residence recently finished in red brick, with a gable roof and gable-end orientation to the street. A shed-roof front porch has been enclosed with artificial stone, incorporating a door and a 3-unit window. Fenestration is flat-topped, 1/1, without notable ornament. Due to the modifications this building is a non-contributing resource to the historic district.
- 262A Garage** **c.1925** **non-contributing building**
1-story, front-gable garage with corrugated metal siding, a new roof, new door, and enclosed eaves.
- 263 Site # KA-2414**
613 Main Street **c. 1930** **non-contributing building**
1½-story side-gable Bungalow of wood construction with a side-gable roof. Shed dormer on the façade with oversized and uncharacteristic modern replacement windows. The main roof extends beyond the plane of the building to shield a recessed front porch supported by modern wrought iron

United States Department of the Interior
National Park Service

National Register of Historic Places Continuation Sheet

Section number 7 Page 58

posts. Decorative brackets under the eaves. Due to the large, modern window in the dormer and the replacement posts, the building no longer resembles an historic bungalow and is thus considered non-contributing.

- 264 Site # KA-2449** (see Photo 21)
614 Main Street c. 1925 contributing building
2½-story American Foursquare of wood construction, with a hipped roof and hipped dormers. Finished in non-historic siding with a hipped-roof porch extending across the façade, supported by Doric columns. Fenestration is flat-topped, 1/1.
- 265 Site # KA-2413**
615 Main Street c. 1925 contributing building
1-story, side-gable Bungalow of wood construction with an undersized shed dormer on the façade, penetrated by louvered vents. Recessed front porch supported by wood posts and enclosed within a solid wood balustrade. Fenestration is flat-topped, with some window replacement.
- 266 Site # KA-2448** (see Photo 21)
616 Main Street c. 1925 contributing building
2-story American Foursquare finished in perma-stone, with a 2-bay façade and a hipped-roof porch supported by Doric columns and resting on a solid railing. Fenestration is flat-topped, without notable ornament.
- 266A Dependency c.1915 contributing building**
2-story dependency used as a residence with windows and covered in perma-stone and vinyl siding.
- 267 Site # KA-2412**
617 Main Street c. 1925 contributing building
1½-story, side-gable Bungalow finished in red brick, with a shed dormer centered on the façade. Recessed front porch supported by brick and wood posts and enclosed within a solid red brick balustrade.
- 268 Site # KA-2447** (see Photo 21)
618 Main Street c. 1925 contributing building
One-story, front-gable house finished in shiplap siding, with an enclosed front porch penetrated by a series of windows.
- 269 Site # KA 2411**
619 Main Street c. 1925 contributing building

United States Department of the Interior
National Park Service

National Register of Historic Places Continuation Sheet

Section number 7 Page 59

1½-story, side-gable Bungalow finished in red brick, with a prominent shed dormer centered on the façade. The roof extends beyond the plane of the building to shield a recessed front porch with curvilinear entrados, which is supported by oversized brick piers and is enclosed within a solid balustrade. Fenestration is flat-topped, with some replacement sash.

270 Site # KA- 2446 (see Photo 21)

620 Main Street

c. 1925

contributing building

2-story American Foursquare with hipped roof and hipped dormers. Broadly overhanging eaves. Fenestration is flat-topped, with replacement sash. Building is finished in non-historic siding. Extending across the façade is a wood porch supported by plain wood posts.

271 Site # KA 2410

621 Main Street

c. 1925

contributing building

1½-story, side-gable Bungalow with Craftsman elements finished in weatherboard with recessed front porch which is supported by wood posts and enclosed within a solid wood balustrade. A locally distinctive gabled dormer is centered on the façade and penetrated by multi-light windows. Interior gable-end chimneys.

272 Site # KA-2409

623 Main Street

c. 1910

contributing building

2½-story American Foursquare of wood construction, with the first story finished in shiplap siding and the second in square-butt wood shingles. Hipped roof with hipped dormer. 2-bay façade with flat-topped windows with replacement sash. 1-story hipped-roof porch extends across the façade, supported by battered wood pillars resting on brick piers and enclosed within a wood railing.

272A Garage

c. 1910

contributing building

2-story, one car, front gabled garage on a raised foundation of concrete block in finished in weatherboard siding. The second story has windows and at least one window opening filled in.

273 Site # KA-2445

624 Main Street

c. 1935

contributing building

Two-story house with Tudor Revival elements, finished in red brick, with a steeply-pitched roof system incorporating an intersecting gable roof and a forward-projecting gable-end-oriented wing on the façade. An arcaded porch is on one side of the façade and there has been some alteration to the window patterns.

274 Site # KA-2408

625 Main Street

c. 1925

contributing building

United States Department of the Interior
National Park Service

National Register of Historic Places Continuation Sheet

Section number 7 Page 60

1-story cube with hip-roof and recessed porch on corner and hip-roof dormer. Finished in asbestos shingles. Porch is supported by plain wood posts and enclosed within a spindle wood balustrade. Fenestration is flat-topped, with replacement windows, and exterior fixed shutters.

- 274A Garage c. 1925 contributing building**
1-story, one car, gabled front concrete block garage with a gambrel roof and a wooden overhead garage door.
- 275 Site # KA-2407 (see Photo 23)
629 Main Street c. 1940 contributing building**
Distinctive in the neighborhood, this is a 1-story commercial building finished in brick, with storefronts on the façade which are shielded by a hipped roof finished in tile. The storefronts retain traditional window-to-wall ratio.
- 276 Site # KA-2444
702 Main Street c. 1935 contributing building**
2-story gable-end-oriented residence of wood construction finished in non-historic siding with a hipped-roof porch which incorporates a centered pediment. Fenestration is flat-topped, 1/1, with replacement sash.
- 277 Site # KA-2406
703 Main Street c. 1910 contributing building**
2-story American Foursquare of wood construction, finished in non-historic siding, with a hipped roof and 2-bay façade, with the main entrance offset on the façade. Extending across the façade is a gable-end-oriented porch supported by wood posts and enclosed within a solid wood balustrade. Fenestration is flat-topped, 1/1, with replacement sash.
- 278 Site # KA-2443
704 Main Street c. 1915 contributing building**
2½-story stucco-finished American Foursquare with a 2-bay façade and a front porch enclosed with windows. Fenestration is flat-topped, without notable ornament. Building is repetitive to its neighbor at 706 Main Street.
- 278A Garage c. 1960 non-contributing building**
1-story, two car garage with a flat tile roof and two entrance doors beside the car bays. The entrance door openings have been modified to fit smaller doors. Wooden hinged garage doors are intact.
- 279 Site # KA-2405
705 Main Street c. 1910 contributing building**

United States Department of the Interior
National Park Service

National Register of Historic Places Continuation Sheet

Section number 7 Page 61

2½-story American Foursquare, finished in stucco, with a hipped roof and a hipped dormer on the façade. Extending across the façade is a hipped-roof front porch with a centered gable, supported by wood posts and brick piers. Fenestration is flat-topped, 1/1, without other notable ornament.

- 280 Site # KA-2442**
706 Main Street **c. 1915** **contributing building**
2½-story stucco-finished American Foursquare repetitive to its neighbor at 704 Main Street. Hipped-roof porch which has been enclosed with operable sash. Hipped roof and hipped dormers.
- 280A Garage/ Apartment** **c. 1915** **contributing building**
2-story, three bay garage constructed with brick and wood partially finished in stucco. One of the garage doors have been removed and replaced with solid wood.
- 281 Site # KA-2404**
707 Main Street **c. 1925** **non-contributing building**
2-story vernacular gable-end-oriented residence of wood construction, with much of the exterior finished in stucco, and the façade altered with the introduction of a second-story gable-end-oriented wing built on the top of the original porch. The porch is supported by brick piers and by wood posts and is enclosed within a solid wood balustrade. Fenestration is flat-topped, including jalousie windows along with conventional 1/1 replacement sash. Due to the second-story addition, the house is considered non-contributing.
- 282 Site # KA-2403**
709 Main Street **c. 1925** **contributing building**
2-story vernacular residence of wood construction, with a gable roof and gable-end orientation to the street, along with a gable-end-oriented front porch supported by battered wood posts and resting on brick piers. Porch is enclosed within a replacement wrought iron railing. Fenestration is flat-topped, with replacement sash.
- 283 Site # KA-2441**
710 Main Street **c. 1925** **contributing building**
2½-story Colonial Revival-style residence of wood construction, finished in non-historic siding, with a side-gable roof and a dormer centered on the façade. Fenestration is flat-topped. Extending across the façade is a hipped-roof front porch supported by Doric posts which rest on a brick railing.
- 284 Site # KA-2402**
711 Main Street **c. 1925** **contributing building**

United States Department of the Interior
National Park Service

National Register of Historic Places Continuation Sheet

Section number 7 Page 62

2-story gable-end-oriented vernacular residence of wood construction, with a hipped-roof front porch and an offset pediment over the main entrance. The porch is supported by battered wood posts which rest on brick piers, and is enclosed with a solid red brick railing. Fenestration is flat-topped, 1/1.

284A Garage c. 1925 contributing building
1-story, one car brick or tile garage with a gabled roof and exposed rafter tails.

285 Site # KA-2440
712-712 ½ Main Street c. 1925 contributing building
2½-story gable-end-oriented original double house with the façade arranged in mirror image with entrances suggesting a side passage interior plan to each unit. Hipped-roof front porch supported by battered wood posts and enclosed within a solid wood balustrade. Fenestration is flat-topped, with 3/1 windows.

286 Site # KA-2401
713-713A Main Street c.1925 contributing building
2-story vernacular residence of wood construction with gable roof and gable-end orientation to the street, with partial returns of the cornice on the gable ends. The 2-bay façade is asymmetrically massed, incorporating an offset entry door and flat-topped windows, along with a hipped-roof porch which shields a portion of the façade. A 1-story rectangular bay window is on one elevation.

286A Guest House c. 1935 contributing building
A secondary residence with two stories, Dutch Colonial Revival style gambrel roof, and shed dormers.

287 Site # KA-2439
714 Main Street c. 1925 contributing building
2-story vernacular residence of wood construction with gabled roof and gable-end orientation to the street, with a 2-bay façade and the main entrance offset, en-framed within original sidelights. Fenestration is flat-topped, 1/1, with replacement sash and fixed exterior shutters. A hipped-roof front porch extends across the façade, supported by battered wood posts resting on brick piers and enclosed within a replacement wood balustrade.

288 Site # KA-2400
715 Main Street c. 1935 contributing building
Two-story house with Tudor Revival elements, finished in buff-colored brick, with a side gable roof and a prominent forward-projecting gable-end wing on the façade, through which is a semi-circular entry door. A gable wall dormer is noted on the façade. Fenestration is flat-topped, with diamond-paned windows.

United States Department of the Interior
National Park Service

National Register of Historic Places Continuation Sheet

Section number 7 Page 63

-
- 289 Site # KA-2399**
717 Main Street c. 1925 contributing building
2-story vernacular residence of wood construction, with a gable roof and gable-end orientation to the street, with flat-topped fenestration and the pediment of the gable in the front porch finished in non-historic wood shingles. Front porch also exhibits replacement wrought iron supports and railing. Fenestration is flat-topped, with replacement sash.
- 289A Garage/ Apartment c. 1935 contributing building**
2-story, tiled garage/ apartment with a flat roof and two entrances.
- 290 Site # KA-2398**
719 Main Street c. 1925 contributing building
2-story vernacular gable-end-oriented residence of wood construction, finished in non-historic siding, with a 2-bay façade and the main entrance offset. Extending across the façade is a hipped-roof porch with an offset gable over the main entrance. The porch is supported by plain wood posts which rest on brick piers. Fenestration is flat-topped, with replacement sash and fixed exterior shutters.
- 291 Site # KA-2397**
721 Main Street c. 1925 contributing building
1½-story, side-gable Bungalow of wood construction finished in non-historic siding with a recessed front porch. Centered on the façade is a prominent gabled dormer, and decorative brackets is under the eaves of the dormer and of the main house. A 1-story oriel window is on one side elevation. The front porch exhibits replacement wood posts and a replacement solid wood balustrade.
- 292 Site # KA-5803**
801 Main Street c. 1910 contributing building
2-story American Foursquare finished in red brick, with a hipped roof and hipped dormers. The roof is finished in red tile, and the eaves extend well beyond the plane of the building. A 1-story porch extends across the façade, supported by brick posts. Fenestration is flat-topped, with original multi-light sash.
- 292A Garage c.1925 contributing building**
One-bay, flat roof, brick garage.
- 293 Site # KA-5802**
803 Main Street c. 1925 non-contributing building
2-story vernacular residential building with the first story finished in red brick and the second in non-historic siding. Gable roof with gable-end orientation to the street. Fenestration is flat-topped, with

United States Department of the Interior
National Park Service

National Register of Historic Places Continuation Sheet

Section number 7 Page 64

replacement sash. The building sits back from the sidewalk. Due to the number of changes, the building does not resemble an historic resource.

- 294 Site # KA-2436**
804 Main Street **c. 1910** **contributing building**
2-story American Foursquare of wood construction with hipped roof and hipped dormer. Non-historic siding and replacement sash. Hipped-roof front porch with plain wood posts and original spindle wood balustrade. Corbelled brick chimney.
- 295 Site # KA-2435 (see Photo 22)**
806 Main Street **c. 1910** **contributing building**
2 1/2-story house with Queen Anne elements. Finished thin shiplap siding, with an intersecting gable roof and decorative wood shingles finished in the pediment of the gable on the façade. A 1-story hipped-roof porch extends across the L-shaped façade, and is supported by original turned posts with small brackets and a spindle wood balustrade. Fenestration is flat-topped, without notable ornament.
- 295A Outbuilding** **c.1925** **contributing building**
Two-story dependency with side gable roof, clapboard siding, and decorative brackets.
- 296 Site # KA-2434 (see Photo 22)**
808 Main Street **c. 1910** **contributing building**
2 1/2-story American Foursquare of wood construction, finished in insul-brick, with a 2-bay façade and a hipped roof with hipped dormers. 1-story porch extends across the façade, supported by plain wood posts and enclosed within a solid wood balustrade. Fenestration is flat-topped.
- 297 Site # KA-2433 (see Photo 22)**
810 Main Street **c. 1910** **contributing building**
2 1/2-story American Foursquare of wood construction with a hipped roof and hipped dormers. Finished in asbestos shingles with a 2-bay façade and the main entrance offset, enframed within sidelights and a transom. Hipped roof porch supported by clustered wood posts and enclosed within a paneled solid wood railing. Fenestration is flat-topped, 1/1, with some exterior fixed shutters.
- 298 Site # KA-5801**
811 Main Street **c. 1910** **contributing building**
2-story American Foursquare of wood construction with a hipped roof and 2-bay façade, including a hipped-roof porch which has been partially enclosed. The porch retains the original battered wood support posts which rest on brick piers; the porch is enclosed within an original solid brick railing. Fenestration is flat-topped, with replacement sash and exterior fixed shutters.

United States Department of the Interior
National Park Service

National Register of Historic Places Continuation Sheet

Section number 7 Page 65

-
- 299 Site # KA-2432** (see Photo 22)
812 Main Street **c. 1910** **contributing building**
2½-story American Foursquare of wood construction, finished in asbestos shingles, with a 2-bay façade and a hipped-roof porch. Porch is supported by battered wood posts and is enclosed within a spindle wood balustrade.
- 300 Site # KA-2431** (see Photo 22)
814 Main Street **c. 1910** **contributing building**
2½-story American Foursquare of wood construction, finished in non-historic siding, with hipped roof and hipped dormer. Fenestration is flat-topped, with replacement sash and exterior fixed shutters. Hipped-roof porch extends across the façade, supported by plain wood posts and enclosed within a solid wood balustrade.
- 301 Site # KA-2430** (see Photo 22)
814 A Main Street **c. 1925** **contributing building**
2-story vernacular residence of wood construction, with a gable roof and gable-end orientation, with the main entrance offset on the façade, suggestive of a side-passage interior plan. Hipped-roof front porch with a centered pediment, supported by replacement wrought iron posts and enclosed within a wrought iron railing. Fenestration is flat-topped, without other notable ornament.
- 301A Dependency/Apartment** **c. 1925** **contributing building**
2-story, side gabled, stucco finished dependency used as a residence.
- 302 Site # KA-2429**
816 Main Street **c. 1910** **contributing building**
2-story American Foursquare with hipped roof and hipped dormers, and a 2-bay façade with a hipped-roof front porch. Building is presently in the stages of remodeling with window replacement and will likely be finished in non-historic siding.
- 302A Garage/ Apartment** **c. 1925** **contributing building**
2-story, side gabled wooden garage/ apartment finished in vinyl siding.
- 303 Site # KA-5800** (see Photo 25)
817 Main Street **c. 1925** **contributing building**
1½-story, side-gable Bungalow with Craftsman-style elements. Wood construction with the first story finished in red brick and the second in square-butt wood shingles. Large combination shed/gable dormer on the façade, and exposed rafter tails. The roof extends beyond the plane of the building to shield a recessed front porch. The fenestration is flat-topped, with replacement sash.

United States Department of the Interior
National Park Service

National Register of Historic Places Continuation Sheet

Section number 7 Page 66

-
- 304 Site # KA-2428**
818 Main Street c. 1910 contributing building
2-story American Foursquare of wood construction, with a hipped roof and hipped dormers. Main entrance is offset on the 2-bay façade, shielded by a hipped roof porch, supported by Doric columns and enclosed within a solid wood balustrade. Fenestration is flat-topped, with replacement sash.
- 305 Site # KA-5799 (see Photo 25)**
819 Main Street c. 1910 contributing building
2½-story American Foursquare of wood construction, with a hipped roof penetrated by hipped dormers. The exterior surfaces are finished in insul-brick. 2-bay façade with a hipped-roof front porch with replacement wood supports and railing. Flat-topped fenestration, with replacement sash.
- 305A Garage c.1910 contributing building**
1-story, one car, front gabled wooden garage with wooden overhead doors, accessed from an alley in the rear of the house.
- 306 Site # KA-2427**
820 Main Street c.1925 contributing building
2-story American Foursquare of wood construction, with a hipped roof and hipped dormers. Hipped-roof front porch supported by Doric columns and enclosed within a solid wood railing. Fenestration is flat-topped, with 6/6 replacement sash.
- 307 Site # KA-5794**
821 Main Street c.1910 contributing building
2½-story American Foursquare of wood construction with a hipped roof and hipped dormers, a 2-bay façade, and the main entrance offset on the façade. Extending across the façade is a 1-story hipped-roof porch supported by replacement wrought iron supports an enclosed within a solid wood balustrade. Fenestration is flat-topped, with replacement sash and exterior fixed shutters.
- 308 Site # KA-5798 (see Photo 25)**
823 Main Street c. 1910 contributing building
2½-story American Foursquare finished in red brick, with a hipped roof and a gable dormer centered on the façade, with a stylized Palladian window. A hipped-roof front porch, supported by brick posts and enclosed within a solid brick railing, extends across the façade. Fenestration is flat-topped, with some decorative windows.
- 308A Garage c. 1910 contributing building**
1-story, one car, rock faced concrete block garage with original opening partially altered and a stepped tile roof.

United States Department of the Interior
National Park Service

National Register of Historic Places Continuation Sheet

Section number 7 Page 67

309 Site # KA-5797 (see Photo 25)

827 Main Street

c. 1910

non-contributing building

2½-story American Foursquare of wood construction with a hipped roof and hipped dormers, and a hipped-roof front porch supported by replacement wood posts and enclosed within a replacement wood balustrade. An modern enclosed exterior stair extends on one side elevation, accessing the second story. Replacement windows and some downsized windows. Due to the changes, the building does not retain sufficient integrity.

309A Garage/ Dependency

c. 1910

non-contributing building

1-story wood frame garage covered with vinyl siding has a side gabled roof is accessed from an alley to the rear of the house. There is a small shed roofed addition on the front.

310 Site # KA-5796 (see Photo 24)

829 Main Street

c. 1925

contributing building

2½-story, front-gable house with Craftsman-style elements. Wood construction, finished in asbestos shingles, with a 2-bay façade and a gable end- oriented front porch supported by plain wood posts and enclosed within a solid wood balustrade. The exterior surfaces are finished in asbestos shingle siding. Fenestration is flat-topped, 1/1, with replacement sash.

311 Site # KA-5795 (see Photo 24)

831 Main Street

c. 1925

contributing building

2-story gable-end-oriented residence of wood construction with the first story finished in shiplap siding and the second in square-butt wood shingles. 2-bay façade with an offset main entrance, and a hipped-roof porch supported by battered wood posts resting on brick piers, and enclosed within a wood shingle railing. Fenestration is flat-topped, 1/1.

312 Site # KA-1890

900 Main Street

c. 1910

contributing building

Vernacular residence with hipped roof and side-projecting gables, along with a wrap-around veranda, supported by wood posts resting on brick piers. Flat-topped fenestration with replacement sash.

313 Site # KA-1881

901 Main Street

c. 1915

contributing building

2-story, front-gable house finished in weatherboard with a gable roof and gable-end orientation to the street, incorporated a shingle-finished pediment. Gable-end-oriented front porch supported by wood posts. Fenestration flat-topped, including a large 3-unit window in the pediment of the gable on the façade.

United States Department of the Interior
National Park Service

National Register of Historic Places Continuation Sheet

Section number 7 Page 68

-
- 314 Site # KA-2557** (see Photo 27)
3 Park Avenue c. 1925 contributing building
2-story, side-gable house of wood construction with a side-gable roof and a substantial offset gable wall dormer on the south side of the façade. Extending across the façade is a hipped-roof front porch with an offset pediment over the main entrance. The porch is supported by plain wood posts and enclosed within a wrought iron railing. Fenestration is flat-topped, 1/1, with replacement sash. Tuck-under garage.
- 315 Site # KA-2558** (see Photo 27)
5 Park Avenue c. 1925 contributing building
1½-story side-gable house of wood construction, finished in non-historic siding, with a substantial shed dormer extending across the façade. A shed roof is supported by plain wood posts and enclosed within a paneled wood railing. Fenestration is flat-topped, 6/1, with original sash. The main entrance is offset on the north end of the façade. Tuck-under garage.
- 316 Site # KA-2576** (see Photo 26)
6 Park Avenue c. 1925 contributing building
2-story Dutch Colonial Revival-style residence finished in stucco, with distinctive shed-roofed dormers front and rear with curved center pediments. Most fenestration is flat-topped, but a window centered on the second story of the façade is round-arched, with 6/1. A front porch extends across the façade, supported by attenuated Doric columns and is enclosed within a replacement wrought iron railing.
- 316A Garage c. 1960 non-contributing building**
Four-bay, flat roof garage building.
- 317 Site # KA-2559** (see Photo 27)
7 Park Avenue c. 1925 contributing building
2-story gable-end-oriented side-passage residence of wood construction, finished in non-historic siding, with a gable-end-oriented front porch supported by a combination of wood posts and Doric columns set in pairs. Fenestration is flat-topped, 3/1, with molded window heads.
- 317A Garage c. 1925 contributing building**
1-story, one car garage with the original hinged garage doors and a front gabled roof.
- 318 Site # KA-2577** (see Photo 26)
8 Park Avenue c. 1925 contributing building

United States Department of the Interior
National Park Service

National Register of Historic Places Continuation Sheet

Section number 7 Page 69

1½-story, side-gable Bungalow of wood construction with gable dormers front and rear. Brick front porch with solid brick railing. Exterior step-shouldered brick chimney on the north gable end. Fenestration is flat-topped, with replacement sash.

318A Dependency c. 1925 contributing building
1-story, two car wooden garage converted into a dependency with a front gabled roof.

319 Site # KA-2560 (see Photo 27)
9 Park Avenue c. 1925 contributing building
2-story side-gable Colonial Revival-derived residence of wood construction with a chimney centered on the façade along with a 1-story front porch supported by plain wood posts and articulated by a roof balustrade. Exterior finished in thin shiplap siding. Fenestration is flat-topped, 3/1, with modest molded window heads.

319A Garage c. 1925 contributing building
1-story, one car, wooden garage with original hinged doors and a front gabled roof.

320 Site # KA-2578 (see Photo 26)
10 Park Avenue c. 1925 contributing building
2-story Dutch Colonial Revival-style residence finished in red brick and stucco, with a gambrel roof and shed dormers front and rear. 3-bay façade of the main portion of the house is symmetrically arranged with a centered entrance shielded by a pedimented hood with semi-circular entrados, resting on Doric columns. What appears to be an original sunroom with a basement garage is on the north elevation. Fenestration is flat-topped, 1/1, with replacement sash.

321 Site # KA-2154 (see Photo 27)
11 Park Avenue c. 1925 contributing building
2-story, front-gable house with a shed-roof porch supported by Doric columns. Scalloped rafter tails under the eaves, and stylize bargeboard in the pediment of the gable on the façade. Fenestration is flat-topped, 1/1, with replacement windows.

322 Site # KA-2561 (see Photo 29)
101 Park Avenue c. 1925 contributing building
2-story, front-gable house with Craftsman-style elements. Full-width, shed-roof porch with half enclosed originally. Major portions of the building clad in perma-stone. Decorative brackets under the eaves and exterior fixed shutters. 8/1 and 6/1, double-hung sash windows.

322A Garage c. 1970 non-contributing building

United States Department of the Interior
National Park Service

National Register of Historic Places Continuation Sheet

Section number 7 Page 70

1-story, non-historic garage with an overhead door, front gabled roof, and a small window facing the house.

- 323 Site # KA-2579**
102 Park Avenue c. 1925 contributing building
1 1/2-story, side-gable Bungalow with shed dormers front and back, finished in weatherboard, with a shed roofed front porch supported by paired Doric columns which rest on brick piers. Fenestration is flat-topped, with 4/1 original sash.
- 323A Dependency c. 1925 contributing building**
1-story, gabled front wooden dependency is beside the house.
- 324 Site # KA-2562 (see Photo 29)**
103 Park Avenue c. 1925 contributing building
1 1/2-story side-gable Bungalow of wood construction with a shed dormer extending across much of the façade, along with a brick porch supported by brick piers and enclosed within a solid brick railing. Fenestration is flat-topped, 1/1, with window units set singly and in groups. Decorative brackets under the eaves on the side elevations.
- 325 Site # KA-2580**
104 Park Avenue c. 1925 contributing building
2-story side-gable vernacular residence with paired pediments on the façade, and a forward-projecting gable-end-oriented brick porch. Fenestration is flat-topped, with multi-light replacement sash. Interior gable-end brick chimney on the side elevation.
- 325A Garage c.1925 contributing building**
Two-bay, gable roof garage with clapboard siding.
- 326 Site # KA-2563 (see Photo 29)**
105 Park Avenue c. 1925 contributing building
1 1/2-story, side-gable Bungalow with a shed dormer centered on the façade, and a partially enclosed front porch, whose appearance suggests that it dates from the original construction the building. Fenestration is flat-topped, without notable ornament. The building is finished in non-historic siding.
- 327 Site # KA-2581**
106 Park Avenue c. 1925 contributing building
2-story Dutch Colonial Revival-style residence of wood construction, finished in non-historic siding, with a side-gable roof and a step-shouldered exterior gable-end brick chimney on the north elevation. Gambrel roof with shed dormers front and rear. Shed-roof front porch supported by paired wood

United States Department of the Interior
National Park Service

National Register of Historic Places Continuation Sheet

Section number 7 Page 71

posts which rest on a brick base. Fenestration is flat-topped, with some replacement sash and some original 3/1 sash, with some windows trimmed with exterior fixed shutters.

- 327A Garage c. 1925 contributing building**
1-story, two car wooden garage with wooden sliding garage doors and a front gabled roof.
- 328 Site # KA-2564 (see Photo 29)**
107 Park Avenue c. 1925 contributing building
1½-story, side-gable Bungalow of wood construction, finished in non-historic siding, with an exterior gable-end step-shouldered brick chimney on the north elevation. Gable dormer centered on the façade, and a shed-roofed oriel extends on the north elevation. The originally recessed front porch has been enclosed with operable windows.
- 329 Site # KA-2582**
108 Park Avenue c. 1925 contributing building
2-story Colonial Revival-style residence of wood construction with a side-gable jerkin-head gable roof with an exterior gable-end brick chimney on the north elevation. The main entrance is centered on the Park Street elevation, but a glassed-in sunroom provides a secondary access on Hall Street. Fenestration is flat-topped, 6/1, with original sash. The exterior surfaces are finished in non-historic siding. The main entrance on the Park Drive side is shielded by a modest hood supported by plain wood post.
- 330 Site # KA-2565**
109 Park Avenue c. 1935 contributing building
1½-story Cape Cod-style residence finished in non-historic siding with a central chimney and paired gable dormers on the façade. Façade incorporates a centered entrance shielded by a flat metal canopy supported by wrought iron posts. Fenestration is flat-topped, without other notable ornament.
- 331 Site # KA-2566**
113 Park Avenue c. 1925 contributing building
2-story side-gable-roofed Bungalow of wood construction, with decorative brackets under the eaves on the side elevations and scalloped rafter tails under the eaves of a shed dormer centered on the façade. Step-shouldered brick chimney rises along the exterior of the south elevation. Fenestration is flat-topped, retaining the original 3/1 windows.
- 332 Site # KA-2567**
115 Park Avenue c. 1925 contributing building
1½-story Dutch Colonial Revival-style house of wood construction, with a gambrel roof and gable-end orientation to the street, with shed dormers on both side elevations. The façade incorporates a

United States Department of the Interior
National Park Service

National Register of Historic Places Continuation Sheet

Section number 7 Page 72

pair of French doors along with the principal entry door on the north side of the façade, all of which is shielded by a hipped-roof front porch with replacement wrought iron posts. Fenestration is flat-topped, with replacement sash, and fixed exterior shutters.

- 333 Site # KA-2308-2253**
Charleston First Church of the Nazarene
200 Park Avenue c. 1970 non-contributing building
Non-historic church building finished in brick and stone with surface parking adjacent.
- 334 Site # KA-2583 (see Photo 28)**
300 Park Avenue c. 1925 contributing building
One of a series of five adjacent stucco-finished residences incorporating Tudor Revival styling, including the stucco surfaces, half timbering, etc. Roof styles include the hipped roof as well as jerkin-head gabled roofs. Fenestration is flat-topped, with original units. Dormers appear on some of the buildings. All five resources were designed by Charleston architect, John C. Norman. They include resources #334, 335, 337, 339, 341.
- 335 Site # KA-2584 (see Photo 28)**
302 Park Avenue c. 1925 contributing building
One of a series of five adjacent stucco-finished residences incorporating Tudor Revival styling, including the stucco surfaces, half timbering, etc. Roof styles include the hipped roof as well as jerkin-head gabled roofs. Fenestration is flat-topped, with some replacement sash. Dormers appear on some of the buildings. All five resources were designed by Charleston architect, John C. Norman. They include resources #334, 335, 337, 339, 341.
- 336 Site # KA-2568 (see Photo 30)**
303 Park Avenue c. 1925 contributing building
2½-story gable-end-oriented American Foursquare finished in red brick, with the pediments of the gables finished in non-historic siding. Extending across the façade is a shallow-pitched hipped roof with an offset pediment over the main entrance which is on the north side of the façade. The porch is of brick with a solid brick railing. Fenestration is flat-topped, 1/1, with replacement sash.
- 337 Site # KA-2585 (see Photo 28)**
304 Park Avenue c. 1925 contributing building
One of a series of five adjacent stucco-finished residences incorporating Tudor Revival styling, including the stucco surfaces, half timbering, etc. Roof styles include the hipped roof as well as jerkin-head gabled roofs. Fenestration is flat-topped, with some replacement sash. Dormers appear on some of the buildings. All five resources were designed by Charleston architect, John C. Norman. They include resources #334, 335, 337, 339, 341.

United States Department of the Interior
National Park Service

National Register of Historic Places Continuation Sheet

Section number 7 Page 73

-
- 337A Garage c.1925 contributing building**
2-bay, hip-roof garage, stucco covered with doors.
- 338 Site # KA-2569 (see Photo 30) 305 Park Avenue c. 1925 contributing building**
2-story gable-end-oriented American Foursquare finished in red brick, with wood surfaces finished in non-historic siding. 2-bay façade with the main entrance offset incorporating art glass sidelights. Extending across the façade is a hipped-roof front porch of brick, with an offset pediment over the main entrance. Fenestration is flat-topped, 1/1, with replacement sash and some windows exhibiting exterior fixed shutters.
- 339 Site # KA-2586 (see Photo 28) 306 Park Avenue c. 1930 contributing building**
One of a series of five adjacent stucco-finished residences incorporating Tudor Revival styling, including the stucco surfaces, half timbering, etc. Roof styles include the hipped roof as well as jerkin-head gabled roofs. Fenestration is flat-topped, with some replacement sash. Dormers appear on some of the buildings. All five resources were designed by Charleston architect, John C. Norman. They include resources #334, 335, 337, 339, 341.
- 340 Site # KA-2570 (see Photo 30) 307 Park Avenue c. 1925 contributing building**
1½-story, side-gable Bungalow with Craftsman-style elements. Brick on first story, vinyl on second. Combination of hip/gable dormer centered on the façade. Recessed front porch with arcaded openings and a pediment offset over the main entrance. Fenestration is flat-topped, 1/1, with replacement sash. Exterior gable-end red brick chimney is on the south elevation.
- 340A Garage c. 1925 contributing building**
1-story, two-bay, front gable, brick garage with one overhead garage door. The second bay has the original wooden hinged door with a small fixed pane window in the center. The front elevation is finished in clapboard siding. The garage is shared with resource #342.
- 341 Site # KA-2587 (see Photo 28) 308 Park Avenue c. 1930 contributing building**
One of a series of five adjacent stucco-finished residences incorporating Tudor Revival styling, including the stucco surfaces, half timbering, etc. Roof styles include the hipped roof as well as jerkin-head gabled roofs. Fenestration is flat-topped, with some replacement sash. Dormers appear on some of the buildings. All five resources were designed by Charleston architect, John C. Norman. They include resources #334, 335, 337, 339, 341.

United States Department of the Interior
National Park Service

National Register of Historic Places Continuation Sheet

Section number 7 Page 74

- 342 Site # KA-2588**
309 Park Avenue c. 1925 contributing building
1½-story, side-gable Bungalow with a combination gable/shed dormer on the façade, and a brick porch supported by brick piers and enclosed within a solid brick railing. Fenestration is flat-topped, with replacement sash.
- 343 Site # KA-2571**
401 Park Avenue c. 1925 contributing building
2-story, front-gable house with Craftsman-style elements. Wood construction, finished in thin shiplap siding, with decorative brackets under the eaves, and a hipped-roof porch on the façade with an offset pediment over the main entrance. On the south elevation is an extended bay which likely accesses an inglenook on the interior. Fenestration is flat-topped, with the original 3/1 sash retained.
- 344 Site # KA-2572**
403 Park Avenue c. 1925 contributing building
2-story, front-gable house with Craftsman-style elements. Wood construction finished in this shiplap siding with the pediments of the gable on the façade finished in wood shingles and trimmed with decorative brackets. Hipped-roof front porch with an offset pediment over the main entrance, supported by paired wood posts. Porch is enclosed within a solid wood balustrade finished in wood shingles. Fenestration is flat-topped, 1/1.
- 345 Site # KA-2437**
Park Avenue Church of Christ
404 Park Avenue c. 1940 non-contributing building
1-story church building of polychrome brick, trimmed in light-colored stone, with a crenellated tower and what appears to be a large addition on the Park Avenue elevation obscuring the original elevation and nearly doubling the footprint of the building.
- 346 Site # KA-2573**
405 Park Avenue c. 1925 contributing building
2-story, front-gable house with Craftsman-style elements. Wood construction with vinyl siding, hip-roof front porch with a pediment offset over the main entrance. The porch is supported by battered wood posts resting on brick piers and is enclosed within a solid wood balustrade.. Fenestration is flat-topped, with multi-light replacement sash and some exterior fixed shutters.

Park Court

- 347 Site # KA-2592** (see Photo 31)

United States Department of the Interior
National Park Service

National Register of Historic Places Continuation Sheet

Section number 7 Page 75

2 Park Court

c. 1925

contributing building

1-story, front-gable house wood construction with vinyl siding. Recessed porch on the façade supported by plain wood posts and enclosed within a solid wood balustrade. Fenestration is flat-topped, 1/1, with replacement sash.

348 Site # KA-2589 (see Photo 31)

3 Park Court

c. 1925

contributing building

1-story, front-gable house with Craftsman-style elements. Roll-asphalt siding. Recessed front porch with curvilinear intrados. Fenestration is flat-topped, retaining the original 9/1 sash. Exposed rafter tails.

349 Site # KA-2593 (see Photo 31)

4 Park Court

c. 1925

non-contributing building

1-story, front gable house of wood construction with gable roof and gable-end-orientation to the street, with an asymmetrical façade. Fenestration is flat-topped, including the presence of a sliding glass window. The roof is penetrated by 2 red brick chimneys, and the exterior surfaces are finished in non-historic siding. The porch has been removed. The building does not retain integrity.

350 Site # KA-2590 (see Photo 31)

5 Park Court

c. 1925

contributing building

1-story, side-gable house with Craftsman-style elements. Off-set gable porch on façade. Gables are clipped. The exterior is finished in thin shiplap siding, with a step shouldered brick chimney on the south elevation. Also on the south elevation is a projecting shed roofed bay.

351 Site # KA-2591 (see Photo 31)

7 Park Court

c. 1925

contributing building

1-story, side-gable house with clipped gables and Craftsman-style elements. Wood construction, finished in thin shiplap siding, forward-projecting gable-roof front porch supported by paired wood posts. Fenestration is flat-topped, with original multi-light sash, and a shed-roofed oriel on one elevation likely accesses an inglenook on the interior.

351A Garage

c. 1925

contributing building

1-story, one car, wooden frame garage with a front gable and original hinged garage doors.

Park Drive

352 Site # KA-2617

1 Park Drive

c. 1925

contributing building

United States Department of the Interior
National Park Service

National Register of Historic Places Continuation Sheet

Section number 7 Page 76

1½-story, side-gable Bungalow of wood construction, finished in asbestos shingle siding, with a gable dormer on the façade. Brick porch with curvilinear sides extends across the façade, supported by brick piers. Decorative brackets under the eaves.

- 353 Site # KA-2618**
2 Park Drive **c. 1925** **contributing building**
1½-story, side-gable Bungalow with Craftsman elements of wood construction with a gabled dormer centered on the façade and a recessed porch with arcaded openings, supported by paired wood posts and enclosed within a solid and spindle wood balustrade. Some original fenestration is retained and exterior fixed shutters have been added to some windows.
- 354 Site # KA-2595**
3 Park Drive **c. 1925** **contributing building**
2-story stucco-finished American Foursquare with a 2-bay façade and hipped roof, with a hipped roof extending across the façade. Fenestration is flat-topped, 3/1, with original sash retained.
- 355 Site # KA-2619**
4 Park Drive **c. 1925** **contributing building**
1½-story, side-gable Bungalow with a gable dormer on the façade and a shed dormer on the rear. Recessed porch supported by wood posts resting on brick piers and enclosed within a brick railing. 1-story bay window on the north elevation and what appears to be an early addition on the rear.
- 356 Site # KA-2596**
5 Park Drive **c. 1925** **contributing building**
2-story Dutch Colonial Revival-style house finished in asbestos shingle siding, with a gambrel roof and gable-end orientation, with shed wall dormers on the side elevations. Hipped-roof front porch with replacement wood supports and balustrade. Fenestration is flat-topped, 6/1.
- 356A Garage** **c. 1925** **contributing building**
1-story, 2 car wooden garage with a front gabled roof and wooden hinged garage doors.
- 357 Site # KA-2597**
7 Park Drive **c. 1925** **contributing building**
1½-story, side-gable Bungalow of wood construction with a substantial shed dormer front and rear. Recessed front porch with a solid railing. Fenestration is flat-topped, with 3/1 sash. Decorative brackets under the eaves.
- 358 Site # KA-2598**
9 Park Drive **c. 1925** **contributing building**

United States Department of the Interior
National Park Service

National Register of Historic Places Continuation Sheet

Section number 7 Page 77

1½-story, side-gable Bungalow of wood construction finished in weatherboard with shed dormers front and rear. Recessed front porch with plain wood posts and a solid wood balustrade. Fenestration is flat-topped, 3/1, without other notable ornament.

- 358A Garage c. 1935 contributing building**
1-story, one car, concrete block garage with a flat tile roof is on the rear of the lot.
- 359 Site # KA-2599 c. 1925 contributing building**
11 Park Drive
1½-story, side-gable Bungalow of wood construction with a gabled dormer centered on the façade and a recessed porch supported by battered wood posts resting on oversized wood piers and enclosed within a solid wood balustrade. Fenestration is flat-topped, 3/1. A secondary entrance has been added into the north elevation. Adirondack style bracing under the eaves.
- 360 Site # KA-2600 c. 1945 contributing building**
101 Park Drive
1-story house with a bay window on the projecting portion of the façade. In the angle of the ell is a 1-story porch supported by plain wood posts. Fenestration is flat-topped, 1/1, with replacement sash and exterior fixed shutters.
- 361 Site # KA-2601 c. 1935 contributing building**
103 Park Drive
1-story, side gable house with front-projecting gable ell; wood construction with a non-historic addition on the rear. A 1-story porch is in the angle of the ell on the façade, and the exterior surfaces are finished in shiplap siding, asbestos shingles, and decorative wood shingles in the pediments of the gables.
- 362 Site # KA-2602 (see Photo 14) c. 1925 contributing building**
105 Park Drive
1½-story, side-gable Bungalow finished in stucco with a shed dormer on the façade and the edges of the dormer and the main house featuring rolled corners. Fenestration is flat-topped, with original casement sash. Exterior fixed shutters have been added.
- 362A Garage c.1925 non-contributing building**
One-bay, front gable garage with garage door converted to walk-through door.
- 363 Site # KA-2603 (see Photo 14) c. 1925 contributing building**
107 Park Drive

United States Department of the Interior
National Park Service

National Register of Historic Places Continuation Sheet

Section number 7 Page 78

2-story Dutch Colonial Revival-style house of wood construction with a gambrel roof and shed dormers front and rear. Shed-roof porch supported by oversized Doric columns. Fenestration is flat-topped, with multi-light sash and exterior fixed shutters.

363A Garage c. 1925 contributing building
1-story, one car garage with wooden hinged garage doors and a front gabled roof.

364 Site # KA-2604 (see Photo 14)
109 Park Drive c. 1925 contributing building
2½-story American Foursquare finished in multi-colored red brick, with a hipped roof and multiple hipped dormers. Hipped-roof front porch has been enclosed with windows. Fenestration is flat-topped, with stone sills and lintels.

365 Site # KA-2620
112 Park Drive c. 1925 contributing building
1½-story, side-gable Bungalow of wood construction with a gable dormer on the façade and a shed dormer on the rear. Front porch supported by plain wood posts and enclosed within a solid wood balustrade. Fenestration is flat-topped, with original sash retained.

366 See page 37 (see Photo 14)

421 Site # KA- 2621
114 Park Drive c. 1925 contributing building
1-story, front-gable house with Craftsman-style elements. Wood construction with weatherboard siding and decorative brackets under the eaves. A gable-end-oriented front porch extends across the façade, ornamented similar to the main house. Historic garage is attached to the house.

367 Site # KA-2605 (see Photo 32)
303-309 Park Drive c. 1930 contributing building
One of two adjacent matching apartment buildings finished in buff-colored brick, with multi-light flat-topped windows, 6/1. Basement, tuck-under garages are between the two buildings. Each building is capped with a truncated hipped roof.

368 Site # KA-2622
304 Park Drive c. 1925 contributing building
2½-story American Foursquare finished in blonde brick, with a hipped roof and hipped dormers, a twin to its neighbor at 306 Park Drive. The main entrance is offset on the south side, with a transom and sidelights. Brick front porch with a roof balustrade of wrought iron. Fenestration is flat-topped, with original multi-light sash.

United States Department of the Interior
National Park Service

National Register of Historic Places Continuation Sheet

Section number 7 Page 79

369 Site # KA-2623

306 Park Drive

c. 1925

contributing building

2½-story American Foursquare finished in red brick, with hipped roof and hipped dormers, and a 2-bay façade with the main entrance offset on the south side, enframed within a transom and sidelights. A twin to its neighbor at 304 Park Drive. Fenestration features the original sash, with multi-light units, set on stone sills and capped with soldier course brick lintels. Hipped-roof porch with an offset pediment over the main entrance.

369A Garage/ Apartment

c. 1925

contributing building

2-story, two car, garage/ apartment shared with 304 Park Drive (Resource No. 368) with multiple hipped tiled roofs. There is a small balcony with a wrought iron railing on the second story.

370 Site # KA-2606 (see Photo 32)

311-317 Park Drive

c. 1930

contributing building

One of two adjacent matching apartment buildings finished in buff-colored brick, with multi-light flat-topped windows, 6/1. Basement, tuck-under garages are between the two buildings. Each building is capped with a truncated hipped roof.

Simms Street

371 See Hall Street Resources on page 38 and 39.

372 Site # KA-2113

110 Simms Street

c. 1925

non-contributing building

1½-story side-gable Bungalow with Craftsman-style elements. wood construction with an exterior gable-end brick chimney and shed dormers front and rear. Recessed porch supported by replacement posts. Side entrances are shielded by pedimented hoods with decorative brackets; similar bracing is under the eaves of the main portion of the house. Windows openings on main elevation have been altered. This, coupled with the changes to the porch, render the house non-contributing.

373 Site # KA-2173

514 Simms Street

c. 1925

non-contributing building

2-story brick building with gable roof and gable-end orientation to the street, which has been converted from an earlier use as a garage and now serves as a single-family house. Porches have been enclosed and are clad in T-111 and double-hung windows. The main entrance is offset on the west side of the façade. The building no longer retains sufficient integrity.

375 Site # KA-2171

United States Department of the Interior
National Park Service

National Register of Historic Places Continuation Sheet

Section number 7 Page 80

-
- | | | | |
|-------------|--|----------------|----------------------------------|
| | 612 Simms Street | c. 1925 | contributing building |
| | 1-story, side-gable house with clapboard siding, front-gable porch incorporating decorative brackets and bargeboard, and a stylized board-and-batten finish in the pediment of the gable. The main entrance is offset beneath the porch. Fenestration is flat-topped, with multi-light sash. | | |
| 376 | Site # KA-2162 | | |
| | 619 Simms Street | c. 1960 | non-contributing building |
| | 1-story minimal traditional house of wood construction with a shallow-pitched roof with a 3-bay façade. Exterior surfaces are finished in asbestos shingles and all fenestration is flat-topped, with replacement sash. Secondary entrance accessed by a small stoop is on the side elevation. | | |
| 377 | Site # KA-2161 | | |
| | 621 Simms Street | c. 1935 | contributing building |
| | 2-story vernacular residence finished in stucco, with a second-story metal porch on the façade accessed by a metal fire escape. Fenestration is flat-topped, with multi-light steel windows. General lack of architectural detail. | | |
| 378 | Site # KA-2160 (see Photo 34) | | |
| | 623-623A Simms Street | c. 1940 | contributing building |
| | 1½-story, side-gable Bungalow finished in stucco, with a steeply pitched gable dormer centered on the façade and penetrated by paired windows. Recessed front porch with arcaded openings. Fenestration is flat-topped, with original multi-light sash. Decorative brackets under the eaves. | | |
| 378A | Dependency/ Apartment | c. 1940 | contributing building |
| | 2-story dependency finished in stucco has been converted into a residence. | | |
| 379 | Site # KA-2158 | | |
| | 625 Simms Street | c. 1925 | contributing building |
| | 2-story foursquare finished in stucco with an arcaded front porch and a 3-bay façade. The second story is arranged asymmetrically and is penetrated by windows set singly and in pairs. Fenestration is flat-topped, without notable ornament. | | |
| 380 | Site # KA-2170 | | |
| | 705 Simms Street | c. 1945 | contributing building |
| | 1½-story cube house of wood construction, with a gable dormers and a hipped roof porch. The porch is supported by 4 replacement posts and rests on a concrete base. Fenestration is flat-topped, 1/1, with replacement sash. | | |
| 381 | Site # KA-2156 | | |

United States Department of the Interior
National Park Service

National Register of Historic Places Continuation Sheet

Section number 7 Page 81

706 Simms Street

c. 1925

contributing building

2-story vernacular residence of wood, with a gable roof and gable-end-orientation to the street. Main entrance offset on the façade and an exterior stair accessing the 2nd floor, suggesting that the property has been duplexed. Hipped roof porch with an offset pediment. On side elevation is a shed roofed oriel, accessing an inglenook on the interior. Fenestration is flat-topped, with some original sash and some replacements.

382 Site # KA-2169

707 Simms Street

c. 1935

contributing building

1 1/2 story vernacular residence of wood construction, finished in asbestos shingles, with a 3-bay façade and a centered dormer on the upper section. Fenestration is flat-topped, 1/1, and a recessed front porch is supported by plain wood posts and enclosed within a replacement spindle wood balustrade. Fenestration is flat-topped, without notable ornament.

382A Garage

c.1935

contributing building

One-bay, gable-front historic garage.

383 Site # KA-2155A

708 Simms Street

c. 1925

contributing building

2-story gable-end-oriented vernacular residence of wood construction with a 2-bay façade and a hipped roof front porch which incorporates replacement wood posts and a replacement wood balustrade. Fenestration is flat-topped, with some original 3/1 sash.

384 Site # KA-2155

709-709A Simms Street

c. 1935

contributing building

2-story gable end vernacular double house of wood construction, with flat-topped fenestration and window units set singly and in groups. Paired entry doors are on the right side of the façade, accessed from a raised stoop and shielded by a metal canopy. In the pediment of the gable on the façade is a circular oculus.

385 Site # KA-2166

710 Simms Street

c. 1925

contributing building

1 1/2-story Craftsman-derived Bungalow of wood construction with a side gable roof and a substantial gable dormer on the façade, penetrated by 2 pairs of window units each containing double windows. Hipped roof porch supported by paired and clustered wood posts and enclosed within a solid wood balustrade. The exterior surfaces are finished in asbestos shingles and decorative brackets is under the eaves.

386 Site # KA-2167

United States Department of the Interior
National Park Service

National Register of Historic Places Continuation Sheet

Section number 7 Page 82

712 Simms Street

c. 1925

contributing building

1½-story Craftsman-derived Bungalow of wood construction with a side gable roof and a large gable dormer centered on the façade with patterns of window changed. Recessed front porch supported by paired and clustered wood posts and enclosed within a solid wood balustrade. The eaves are trimmed with Adirondack-style braces.

387 Site # KA-2165

804 Simms Street

c. 1945

contributing building

One-and-one-half-story Bungalow finished in stucco with a side gable roof and a shed dormer, both of which feature rolled corners. A recessed front porch with arcaded openings extends across the façade. Fenestration is flat-topped, with replacement sash, and a central chimney penetrates the roofline.

388 Site # KA-2153

805 Simms Street

c. 1935

contributing building

1-story vernacular L-shaped house of wood construction with an intersecting gable roof and a small porch in the angle of the ell in the front left corner. Fenestration is flat-topped, with steel frame windows. It appears that an original basement-level garage has been enclosed.

389 Site # KA-5818

807 Simms Street

c. 1990

non-contributing building

2-story minimal traditional house, with an L-shape façade, finished in poly-chrome brick with an exterior gable-end brick chimney. A 1-bay automobile garage is in the forward-projecting wing on the façade, beside which is a hipped roof porch resting on a shallow stoop and supported by plain wood posts. The main entrance incorporates a frontispiece with a single sidelight. Fenestration is flat-topped, with windows set on brick sills and capped with soldier course brick lintels. Some windows have exterior fixed shutters.

390 Site # KA-5817

811 Simms Street

c. 1990

non-contributing building

2-story L-shaped minimal traditional house finished in brick. Intersecting gable roof and portions of the exterior surfaces finished in non-historic siding. 1-bay garage is in the forward-projecting wing on the façade. Hip-roofed porch resting on a shallow masonry stoop. Main entrance with a frontispiece with a single sidelight. Fenestration flat-topped, 1/1; some windows have exterior shutters, set on brick sills and are capped with soldier course lintels of brick. This house is repetitive to its neighbor at 807 Simms Street.

United States Department of the Interior
National Park Service

National Register of Historic Places Continuation Sheet

Section number 7 Page 83

-
- 391 Site # KA-2638**
6 Vine Street **c. 1935** **contributing building**
1½-story, side-gable Bungalow finished in stucco, with an undersized gable dormer on the façade with exposed rafter tails. A hipped-roofed brick and stucco porch extends across the façade. Fenestration is flat-topped, retaining original sash. On the south elevation is an exterior gable end step-shouldered brick chimney.
- 392 Site # KA-2625**
7 Vine Street **c. 1925** **contributing building**
2-story minimalist traditional apartment building, finished in stucco, with a flat roof and a modest cornice with an unadorned parapet. 3-bay façade with the main entrance centered accessed from a small stoop and shielded by a pedimented hood supported by plain wood posts. Fenestration is flat-topped, with some steel frame windows retained and others double-hung.
- 393 Site # KA-2639**
8 Vine Street **c. 1925** **contributing building**
1½-story Dutch Colonial Revival-style residence finished in wood shingles, with a gambrel roof penetrated by dormers. Fenestration is flat-topped, with replacement sash. A brick porch extends across the façade with a turned spindle balustrade.
- 394 Site # KA-2626**
9 Vine Street **c. 1935** **contributing building**
2-story minimal traditional residence finished in blonde brick, with a nearly flat roof and a double-gallery porch extending across a portion of the façade. Fenestration is flat-topped, with multi-light sash. Secondary entrance accessed from Simms Street on the north side.
- 394A Garage** **c.1970** **non-contributing building**
1-story concrete block, two-bay garage with a front gabled roof accessed from Simms Avenue.
- 395 Site # KA-2640**
10-10A Vine Street **c. 1935** **contributing building**
2-story original double house finished in brick with a hipped roof and matching mirror-image entryways shielded by brick porticos. Fenestration is flat-topped with multi-light sash.
- 395A Garage** **c.1935** **contributing building**
Two-bay, flat roof, concrete block garage with side parapets.
- 396 Site # KA-2627**
11-11A Vine Street **c. 1935** **contributing building**

United States Department of the Interior
National Park Service

National Register of Historic Places Continuation Sheet

Section number 7 Page 84

2½-story American Foursquare double house finished in polychrome red brick with a hipped roof brick porch and mirror-image arrangement of the façade, with entry doors and windows on the first floor and windows above. Fenestration is flat-topped, with some replacement sash. A small gable dormer is centered on the façade.

396A Garage c. 1935 contributing building
1-story, two car brick garage with a pyramidal roof and two modern overhead doors.

397 Site # KA-2641 c. 1925 non-contributing building
12 Vine Street
2½-story American Foursquare finished in synthetic stone with a hipped roof and hipped dormers. The front porch incorporates an enclosed section which may date from the original construction. Two entry doors on the façade suggest that the building has been converted for double occupancy. Fenestration is flat-topped, with windows set singly and in pairs. Due to the synthetic stone and replacement windows, the house is non-contributing.

398 Site # KA-2642 c. 1970 non-contributing building
104 Vine Street
Gambrel-roofed non-historic garage apartment which may be associated with the house adjacent which faces Hall Street.

399 Site # KA-2629 c. 1925 contributing building
105 Vine Street
1½-story, side-gable Bungalow with Craftsman elements of wood construction, finished in insul-brick, with a shed-dormer front and rear with exposed rafter tails. Decorative brackets under the eaves. It appears that the front porch has been enclosed at an early time, retaining the historic 4/1 sash.

400 Site # KA-2630 (see Photo 35) c. 1925 non-contributing building
107 Vine Street
1½-story side-gable-roofed Bungalow of wood construction with shed dormers front and rear, and an enclosed front porch from which is accessed the main entrance. Fenestration is flat-topped, with sliding glass replacement windows.

426 108A-108B Vine Street c. 1925 contributing building
1-story residence converted for double occupancy with a front gabled roof and paired entry-doors shielded by a shed-roof hood, supported by plain wood posts. The exterior surfaces are finished in Insul-brick. Although this residence has been converted to double-occupancy, the overall form is intact and it retains sufficient integrity to be listed in the district.

United States Department of the Interior
National Park Service

National Register of Historic Places Continuation Sheet

Section number 7 Page 85

-
- 401 Site # KA-2631** (see Photo 35)
109 Vine Street **c. 1925** **contributing building**
1½-story side-gable-roofed Bungalow with Craftsman elements of wood construction with shed roof with a shed dormer and a recessed porch supported by plain wood posts. Fenestration is flat-topped, with multi-light sash.
- 401A Garage** **c.1925** **contributing building**
1-story, one car garage with vinyl siding, gable front, and an overhead door beside the house.
- 402 Site # KA-2644**
110-110A Vine Street **c. 1925** **contributing building**
2-story multi-tenant building finished in red brick with a flat roof and a stepped parapet beneath which is a double-gallery porch with the second story finished in wood and enclosed within a series of windows, creating a sunroom on the second floor. The first story of the porch is supported by brick piers and enclosed within a solid brick railing.
- 403 Site # KA-2632** (see Photo 35)
111 Vine Street **c. 1925** **contributing building**
2-story, front-gable house with Craftsman-style elements. Full-width, gable-roof porch. Clapboard siding with shingles in gable ends. Decorative brackets under the eaves and the pediments of the gable on the façade and a corresponding porch finished in wood shingles. The porch exhibits curvilinear intrados. Fenestration is flat-topped, 3/1, retaining the original sash.
- 404 Site # KA-2633** (see Photo 35)
113 Vine Street **c. 1925** **contributing building**
2-story, front-gable house with Craftsman-style elements. Hip-roof porch with an offset pediment over the main entrance. The porch is supported by clustered wood posts. The pediment of the gable on the façade incorporates decorative wood trim and wood shingle finishes. On the north elevation is a gable-end-oriented projecting oriel which likely accesses an inglenook on the interior.
- 405 Site # KA-2634**
201 Vine Street **c. 1925** **contributing building**
2-story vernacular residence of wood construction with a gable roof and gable-end orientation to the street, with a hipped-roof porch and an offset pediment over the main entrance. The building is clad in non-historic siding and incorporates replacement flat-topped, windows.
- 406 Site # KA-2635**
203 Vine Street **c. 1925** **contributing building**

United States Department of the Interior
National Park Service

National Register of Historic Places Continuation Sheet

Section number 7 Page 86

2-story gable-end-oriented residence of wood construction with a brick front porch supported by plain wood posts. 2-bay façade with the main entrance offset. Fenestration is flat-topped, 3/1. Decorative brackets under the eaves which are finished in vinyl.

- 407 Site # KA-2645**
206 Vine Street **c. 1925** **contributing building**
1½-story side-gable-roofed Bungalow with a combination hipped/gabled dormer on the façade. The exterior surfaces are finished in stucco, with original multi-light sash retained with window units set singly and in pairs.
- 407A Garage** **c. 1925** **contributing building**
1-story garage finished in stucco with original hinged doors and front gabled roof.
- 408 Site # KA-5855**
207 Vine Street **c. 1925** **non-contributing building**
2-story vernacular residence of wood construction which appears to have been built in sections with a gable-end-oriented wing and a rear side-gable-oriented wing with a connector. The façade incorporates a hipped-roof front porch supported by plain wood posts. Fenestration is flat-topped, with replacement sash. Basement level garages are accessed from the side elevation. The building has undergone a number of changes, including replacement windows/siding and additions, and is thus considered non-contributing.
- 409 Site # KA-5856**
209 Vine Street **c. 1925** **non-contributing building**
2-story gable-end-oriented brick-finished residence to which has been added a non-historic addition on the façade and multiple other modifications with a loss of integrity.
- 410 Site # KA-5857**
303 Vine Street **c. 1925** **contributing building**
2-story, front-gable house with Craftsman-style elements. Finished in asbestos shingles with decorative brackets under the eaves and a gable-end-oriented front porch supported by plain wood posts and enclosed within a solid wood railing. Fenestration is flat-topped, with modest window-heads.
- 410A Garage/Apartment** **c. 1925** **contributing building**
2-story tile garage/apartment with original hinged doors and side gabled roof.
- 411 Site # KA-5858**
305 Vine Street **c. 1925** **contributing building**

United States Department of the Interior
National Park Service

National Register of Historic Places Continuation Sheet

Section number 7 Page 87

2½-story American Foursquare of wood construction, finished in weatherboard, with a hipped dormer and a 2-bay façade. Built on a raised foundation, with a front porch accessed by a series of concrete steps. Fenestration is flat-topped, with multi-light replacement sash.

411A	Garage	c. 1925	contributing building
	1-story gabled end garage with overhead doors.		

412 See page 3

413 See page 41

414 See page 41

415 See page 41

416 See page 43

417 See page 52

418 See page 8

419 See page 7

420 See page 7

421 See page 78

422 See page 28

423 See page 27

424 See page 15

425 See page 48

426 See page 84

United States Department of the Interior
National Park Service

National Register of Historic Places Continuation Sheet

Section number 8 Page 88

STATEMENT of SIGNIFICANCE

The Luna Park Historic District meets the National Register *Criterion C: Architecture* as a locally significant collection of domestic architecture popular during the early twentieth century. The great majority of the houses in the district were constructed in the late 1920s and 1930s to fulfill the needs of the rapidly growing community.

The period of significance dates from c.1910, corresponding to the construction of the oldest homes in the district, and ends c.1945, when nearly every lot in the neighborhood was occupied. Common houses in the district include the Bungalow, Craftsman, American Foursquare and others derived from the “small house” movement in early twentieth century. As with many early twentieth century neighborhoods, the area also includes a school, churches, and several apartment buildings.

HISTORY

In 1794, the Virginia Assembly formally established Charleston (named so in 1818) on 40 acres of Colonel George Clendenin’s land. Though settlement was slow at first, the salt industry in the area began to flourish and thus, settlement increased. By 1815 there were 52 salt furnaces along the Kanawha River. The industry reached its peak in 1846, when production led the nation. By the 1860s the industry was in decline, hastened by a devastating flood and the Civil War.

The war had a major impact on the area with many locals divided between the two forces. The Battle of Charleston in 1862 highlighted the divide. Though the Confederates claimed victory, Union troops occupied the city a short time later and remained there through the end of the war. Meanwhile, West Virginia gained statehood in 1863. Wheeling served as the capital until 1870, when it moved to Charleston. After relocating back to Wheeling, the citizens of West Virginia voted Charleston the permanent capital city as of 1885. At that point the city established itself as the nucleus of state government, and the population began to grow.

Concurrently, the area just west of the Elk River began to develop. Prior to this time, the area was primarily agricultural land. By 1872 John Brisben Walker began promoting the area as the J.B. Walker Addition. Unofficially, it was known as the “West End Extension.” In 1873, a new bridge carried Virginia Street over the Elk River, bolstering prospects for the area. The once sparsely-populated agricultural area quickly became an industrial center.

The west end’s fortunes were bolstered further following completion of the first railroad bridge over the Elk River in 1883. West Washington Street (originally Charleston Street) evolved as the heart of the west end business section and, in 1891, the area was incorporated as the town of Elk City. The new city included a foundry, brick yard, saw and planing mills, furniture and veneer factories. The following year, the West

United States Department of the Interior
National Park Service

National Register of Historic Places Continuation Sheet

Section number 8 Page 89

Side Improvement Company formed and acquired additional property, opening up additional land for manufacturing and home sites.

During the same period, Charleston was experiencing its own growth and annexed Elk City as the city's sixth ward in 1895. By this time, much of the area within the proposed Luna Park Historic District was already platted as part of the Glenwood Addition, named for the Glenwood Estate, a nineteenth century slave plantation that once covered the area.

The west side was burgeoning with new home construction and new industries. One of the most significant catalysts of growth west of the Elk River was the opening of the Kelly Axe and Tool Company in 1905 near present-day Patrick Street Plaza. The building complex included numerous buildings and covered over fifty acres. The company employed nearly 1000 people. With its opening, housing construction on the west side soared. The 1912 *Sanborn* map recorded a portion of Main and Grant Streets, along with portions of Glenwood and Park Avenues. Within the proposed district, 13 houses and one church existed by this time.

Though the 1912 map depicted Glenwood Park, a golf course situated on rolling, marshy ground—Luna Park, a popular amusement park, was constructed that year. Its boundaries are still discernible today as modern roads. On May 4th, 1923, a fire caused by an employee spread across Luna Park leaving it a hollow shell. The park had planned to reopen, but damage proved too expensive to revive the park.

The site was cleared and a new residential subdivision was platted by the Luna Park Land Company, with new thoroughfares including Simms and Hall Streets, as well as Park Avenue and Park Drive (a portion of which is now Lovell Drive). Marketed as "Charleston's new beauty spot," an advertising piece produced by the Luna Park Land Company, operated under the presidency of J. S. Hill, proclaimed that Luna Park was "no longer an amusement resort, but a beautifully plotted subdivision of 95 ideally located home sites." A sales office was set up at the entrance to the subdivision and a contractor's yard appeared on the Sanborn map at the corner of Elm and Grant Streets. The new subdivision carried with it building controls and restrictions, including a racial restriction. Such restrictions were common practice in many areas until passage of the equal housing provisions of the Civil Rights Act in 1964.

Typical among the sales of building lots was that of Alice Birthisel, who purchased a lot on Columbia Boulevard (now Kanawha Boulevard, West) for \$3,600.00, with \$600.00 down followed by eight semi-annual payments. She and other buyers were also responsible for their share of street paving assessments. Another characteristic sale was that of lot 4-A of a Luna Park re-subdivision, purchased from the Luna Park Land Company in 1937 by D. Edmund and Wade Guthrie. The buyers agreed to erect a dwelling with a value of not less than \$3,500.00 which would be built no nearer than fifteen feet from the curb line. Further, the deed recorded that the buyers "would not lease or sell any of said property to a negro [sic] or any person or persons of negro blood, all of which is a covenant that shall run with the land."

United States Department of the Interior
National Park Service

National Register of Historic Places Continuation Sheet

Section number 8 Page 90

Developer Grant Hall – presumably for whom Grant and Hall Streets are named – laid out the Glenwood Addition, also in 1923. It included a portion of Columbia Boulevard, later Kanawha Boulevard, as well as parts of Grant, Vine, and Sycamore Street, the latter of which would become Delaware Avenue. Some areas of earlier subdivisions were later re-platted, including a 1927 re-subdivision of portions of the 1923 Luna Park subdivision. Charleston City Directories indicate that workers and managers alike called the neighborhood home. A 1930s sampling indicates that William Hanshaw, a salesman for Snyder Oldsmobile, lived in a brick Bungalow at 619 Main Street. Leander Goff, a foreman for E. C. Klipstein & Sons, chemical manufacturers, lived in a gable-front house at 621 Grant Street. Arden Rader, a grocer, had his corner grocery at 813 Grant Street and lived above the store. A central-passage Colonial Revival-style house at 700 Hall Street was the home of machinist Willitts Stiles. Axaxis Garretson, a clerk at the Hotel Kanawha, lived in a Tudor Revival-style house at 103 Glenwood Avenue, and letter carrier William Jones made his home in a brick American Foursquare at 109 Park Drive.

Managers included J. LaMont Guthrie, the treasurer of the family-operated Guthrie Motors, who lived in a substantial Georgian Revival house at 506 Kanawha Blvd., West. Rev. Frank C. Brown, pastor of the Bream Memorial Presbyterian Church, lived in an American Foursquare at 502 Kanawha Blvd. Frank Fletcher, listed in directories as a superintendent, lived in an American Foursquare at 511 Grant Street and Ralph Lowe, the Assistant General Manager of the Elk Refining Company, lived in a home at 304 Park Avenue.

As the neighborhood matured, its streets became lined with Bungalows, American Foursquares, and other styles popular at the time, built in a dense concentration with little side-lot setback. Glenwood School was built in 1922 and still occupies a generous lot at the corner of Glenwood Avenue and Grant Street. Apartment buildings such as Delaware Place at 500-504 Hall Street and the Cassidy Apartments at 7 Vine Street added to the visual mix of the neighborhood as did several churches which would ultimately join the package. The neighborhood was essentially built-out by the early 1930s. With the exception of a few empty lots created for church parking, the neighborhood has remained essentially intact from that time to the present.

Architecture

While the majority of the buildings in the Luna Park Historic District are single-family residences, there are a number of apartments and duplexes, one school, one corner commercial building, and a couple churches – all typical of an early twentieth century residential neighborhood. The vast majority of the resources were built by the early 1930s as evidenced by the 1933 Sanborn Fire Insurance Map. Fourteen buildings were built c.1910 and approximately 50 resources within the district were constructed after the early 1930s; about half of those were constructed by c.1945. There are only a handful of empty lots or buildings of modern construction in the district.

United States Department of the Interior
National Park Service

National Register of Historic Places Continuation Sheet

Section number 8 Page 91

The Luna Park Historic District is locally significant as a dense collection of period architecture, primarily residential, popular in the years between the two World Wars. The district reflects the “small house” movement of the post-World War I era. Prior to this time, architects were designing larger period-style houses for the wealthy. Following World War I, however, as technology changed, so did the architecture. Inexpensive techniques were perfected and period-style architecture was mass produced, repeating styles over and over in smaller-scale houses throughout neighborhoods. Styles and types reflected in the Luna Park neighborhood include Craftsman and Bungalow, Tudor Revival, American Foursquare, Colonial Revival and a variety of vernacular types popular at the time, such as the simple one- or two-story, gable-front house.

One of the most prominent house-styles in the district is the Bungalow – often characterized as a house type, rather than a style. Bungalows were popular in early twentieth century suburbs as they responded to the need for affordable housing. They are often identified by their exposed rafters, sweeping rooflines, and large porches with tapered or squared posts. Of the different types of Bungalows, the Luna Park Historic District includes a number of Dormer Front Bungalows. They feature a side gable roof with a full-recessed porch and a dominant dormer facing the street. Examples of the Bungalow include resources 58 and 60 on Glenwood Avenue (see Photo 3) as well as resources 93, 95, and 96 on Grant Street (see Photo 7). Many of the Bungalows in the district display elements of the Craftsman style. The style emphasized simple design, natural materials, wide overhangs with large knee braces, and large stone or brick chimneys. Examples of Bungalows displaying Craftsman style characteristics include resources 236, 238, and 240 on Main Street (see Photo 19). Other examples of houses displaying Craftsman elements include resource 366 on Hall Street (see Photo 14) and resources 403 and 404 on Vine Street (see Photo 35).

Another common house found in the district is the American Foursquare. Like the Bungalow, the foursquare can also be characterized as a house type. A foursquare is two-and-one-half stories and essentially square in form. Other characteristics include a raised basement, a hipped roof and dormers, and, usually a full-length hipped-roof front porch. Examples of foursquares in the district include resource 132 on Grant Street (see Photo 10), resources 161, 158, and 165 on Hall Street (see Photo 12), and resources 264, 266, and 270 on Main Street (see Photo 21). Several of the foursquare houses display elements of the Colonial Revival style. This style, which became popular in the late nineteenth and early twentieth centuries, reflects early English and Dutch houses of the eighteenth century and feature symmetrical facades, gable roofs with dormers, large double-hung windows, dentils, balustrades and elaborate porticoes. Houses in the district reflecting elements of the Colonial Revival style include resources 308 on Main Street (see Photo 25) and 177 on Hall Street (see Photo 32). Examples of the Dutch Colonial Revival style include resource 52 (see Photo 1) and resources 320 and 316 on Park Avenue (see Photo 26).

The Tudor Revival style is reflected in a number of houses including resources #57, 59, and 61 on Glenwood Avenue (see Photo 2). The style, based on sixteenth-century English architecture, was popularized in the United States in the early twentieth century by architect and builder manuals. The earliest examples of the style date to the late nineteenth century and were generally large architect-designed houses. By the 1925s,

United States Department of the Interior
National Park Service

National Register of Historic Places Continuation Sheet

Section number 8 Page 92

however, the style was mass-produced and became a staple in suburban neighborhoods. Main characteristics of the style include tall chimneys, steeply pitched roofs, decorative half-timbered wall surfaces, and an asymmetrical façade. Other examples include a series of houses along the 300 block of Park Avenue (see Photo 28). These houses were designed by black architect, John C. Norman, the seventh licensed architect in the state.³

The district includes one identified catalog house and there are likely others. The house at 702 Kanawha Boulevard, West has been identified as the Glen Falls, a house offered through the Sears catalog in 1926, 1928, and 1929. Catalog houses were sold in the first decades of the twentieth century as read-to-assemble kits purchased through mail order. They were an important part of similar residential neighborhoods as they offered a less expensive alternative than other traditional building options.

In addition to single-family residences, the district includes several additional property types common in early twentieth-century residential neighborhoods. The district includes a number of small apartment buildings (see Photos 9, 11, and 32), churches, and a corner store (see Photo 23). Many of the houses also include original garages. After mass production of the automobile was perfected, the garage became an important part of neighborhood planning. In the Luna Park Historic District some garages are located at the end of a long drive along the side of the house while others are located off an alley to the rear of the house.

In comparison to the Luna Park Historic District, Charleston's East End Historic District, which was listed in the National Register in 1978, includes many of the same styles of architecture. The East End district, however, began to develop several decades earlier. Thus, overall, it displays larger houses on larger lots and more high-style architecture.

SUMMARY

The Luna Park Historic District is significant as a solid collection of period-style architecture from the first half of the twentieth century. Though there have been alterations to some individual houses, those changes have been minor. Overall, the district retains excellent integrity and is a superb example of a primarily post-World War I neighborhood displaying various styles of architecture popular at the time.

³ Norman would not have been permitted to live in the area, however, due to neighborhood's racial restrictions.

United States Department of the Interior
National Park Service

National Register of Historic Places Continuation Sheet

Section number 9 Page 93

BIBLIOGRAPHY

Callahan, James Morton. *History of West Virginia*. 3 vols. Chicago and New York, American Historical Society, 1923.

Chambers, S. Allen, Jr. *Buildings of West Virginia*. New York: Oxford University Press, 2004.

Charleston City Directories, various years.

Hardesty, H. H. *Hardesty's West Virginia Counties*. 1883; rpt., Richwood, West Virginia: Jim Comstock, 1973.

The History of West Virginia, Old and New. Chicago and New York: American Historical Society, Inc., 1923.

Public records, Kanawha County Court House, Charleston, West Virginia.

Sanborn Fire Insurance Maps, Charleston, West Virginia. New York: Sanborn Map Company, various years.

West Virginia Room Collections, West Virginia University Library, Morgantown

Wilson, Dreck Spurlock, ed. *African American Architects: A Biographical Dictionary, 1865-1945*. New York: Routledge, 2004.

United States Department of the Interior
National Park Service

National Register of Historic Places Continuation Sheet

Section number 10 Page 94

VERBAL BOUNDARY DESCRIPTION

The boundary of Luna Park Historic District begins at the rear lot (north corner) of resource #76 on Glenwood Avenue. It then continues east/southeast across Glenwood Avenue and along the center line of the unnamed alley between Central Avenue and Main Street. At the rear lot line of Resource #27, the boundary turns south/southwest and follows the rear lot lines of all properties along the east side of Delaware Avenue. Once the boundary reaches the rear lot line of resource #1, the boundary runs south/southeast along the centerline of Raleigh Street to Kanawha Boulevard. The boundary runs west/northwest along Kanawha Boulevard. At resource #425, the boundary turns north/northeast following the rear lot lines of all the resources along the west side of Glenwood Avenue to the point of beginning.

BOUNDARY JUSTIFICATION

The boundaries of Luna Park Historic District includes the area of the west side of Charleston that was developed as part of the Glenwood Addition and later, the Luna Park Addition. The area included within the boundaries is that which largely retains the most intact integrity as a whole. The southern boundary borders the Kanawha River and the areas to the north and east become primarily commercial just outside the boundary. While the area to the west of the district is primarily residential, the architecture is generally of a smaller scale (many one-story and Cape Cod-type houses) and the integrity as a whole is not of the same level as that of the proposed district (there are more vacant lots).

United States Department of the Interior
National Park Service

National Register of Historic Places Continuation Sheet

Section number Photos Page 95

Photographs taken December 20, 2011 and January 9, 2012 by Erin Riebe, WV SHPO.

Photo 1 of 35	Glenwood Avenue, west side, resources 51 and 52, facing southwest
Photo 2 of 35	Glenwood Avenue, west side, resources 57, 59, 61, 65, and 66 facing northwest
Photo 3 of 35	Glenwood Avenue, east side, resources 58 and 60, facing southeast
Photo 4 of 35	Glenwood Avenue, west side, looking south near Grant Avenue towards resources 65-68
Photo 5 of 35	Glenwood Avenue, west side, looking north near Grant towards resources 70, 71, 72, and 73
Photo 6 of 35	Grant Avenue, south side, looking east from Vine towards 92, 89, 88, and 86
Photo 7 of 35	Grant Avenue, north side, looking east from Vine towards resources 93, 95, and 96
Photo 8 of 35	Grant Avenue, south side, looking east towards resources 122, 124, and 126
Photo 9 of 35	Grant Avenue, north side, looking west from Park Ave towards resources 130 and 136
Photo 10 of 35	Grant Avenue, south side, looking west from Lovell towards 132-135
Photo 11 of 35	Hall Street, north side, looking west toward resource 140
Photo 12 of 35	Hall Street, south side, looking west toward resources 158, 161, and 163
Photo 13 of 35	Hall Street, south side, looking east toward resources 172, 169, 167, and 165
Photo 14 of 35	Hall Street and Park Drive, looking west from Park Drive toward resources 174, 176, 366, 362, 363, and 364
Photo 15 of 35	Kanawha Blvd looking north at resources 190, 189, and 188
Photo 16 of 35	Kanawha Boulevard looking northwest

United States Department of the Interior
National Park Service

National Register of Historic Places Continuation Sheet

Section number Photos Page 96

Photo 17 of 35	Lovell, looking south toward 232, 231, 229, 227 and 225
Photo 18 of 35	Main Street, south side, looking west toward resources 236, 238, 240, 242, 244, and 246
Photo 19 of 35	Main Street, south side, looking east toward 240, 238, and 236
Photo 20 of 35	Main Street, north side, looking west toward resources 254, 252, and 250
Photo 21 of 35	Main Street, north side, looking east at 262, 264, 266, 268, and 270
Photo 22 of 35	Main Street, north side, looking west, west of Park Avenue toward resources 295, 296, 297, 299, 300, and 301
Photo 23 of 35	Main Street, south side, looking west near Elm at resource 275
Photo 24 of 35	Main Street, south side, looking south, east of Glenwood toward 310 and 311
Photo 25 of 35	Main Street, South side, looking west, west of Park Avenue toward resources 303, 305, 308, and 309
Photo 26 of 35	Park Avenue, near Simms Street toward resources 320, 318, 316, and 206
Photo 27 of 35	Park Avenue, west side, looking south from Simms toward resources 321, 319, 317, 315, and 314
Photo 28 of 35	Park Avenue, west side, looking north from Grant Avenue toward resources 334, 335, 337, 339, and 341
Photo 29 of 35	Park Avenue, west side, looking north from Simms at resources 322, 324, 326, and 328
Photo 30 of 35	Park Avenue, east side, looking north from Grant at resources 336, 338, and 340
Photo 31 of 35	Park Court, looking north towards 347, 348, 349, 350, and 351
Photo 32 of 35	Park Drive, west side, looking north toward resource numbers 177, 367, and 370

United States Department of the Interior
National Park Service

National Register of Historic Places Continuation Sheet

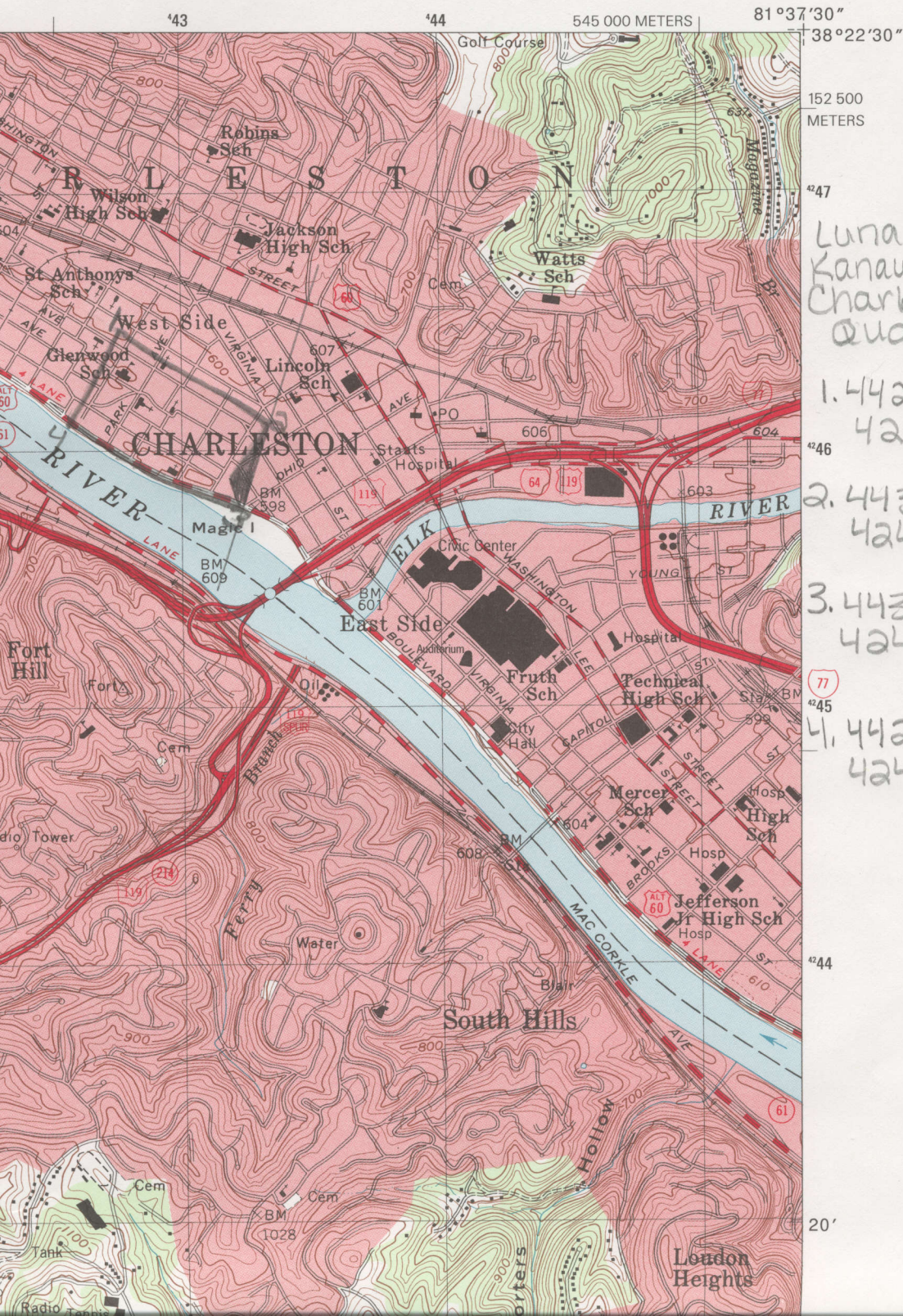
Section number Photos Page 97

Photo 33 of 35	Simms, looking east from Park Avenue.
Photo 34 of 35	Simms, south side, near Park Drive and resource 378
Photo 35 of 35	Vine Street, west side, looking south from Grant Avenue toward resources 404, 403, 401, and 400 on Vine and 97 and 100 on Grant Avenue

CHARLESTON WEST QUADRANGLE

WEST VIRGINIA-KANAWHA CO.

7.5-MINUTE SERIES (TOPOGRAPHIC)



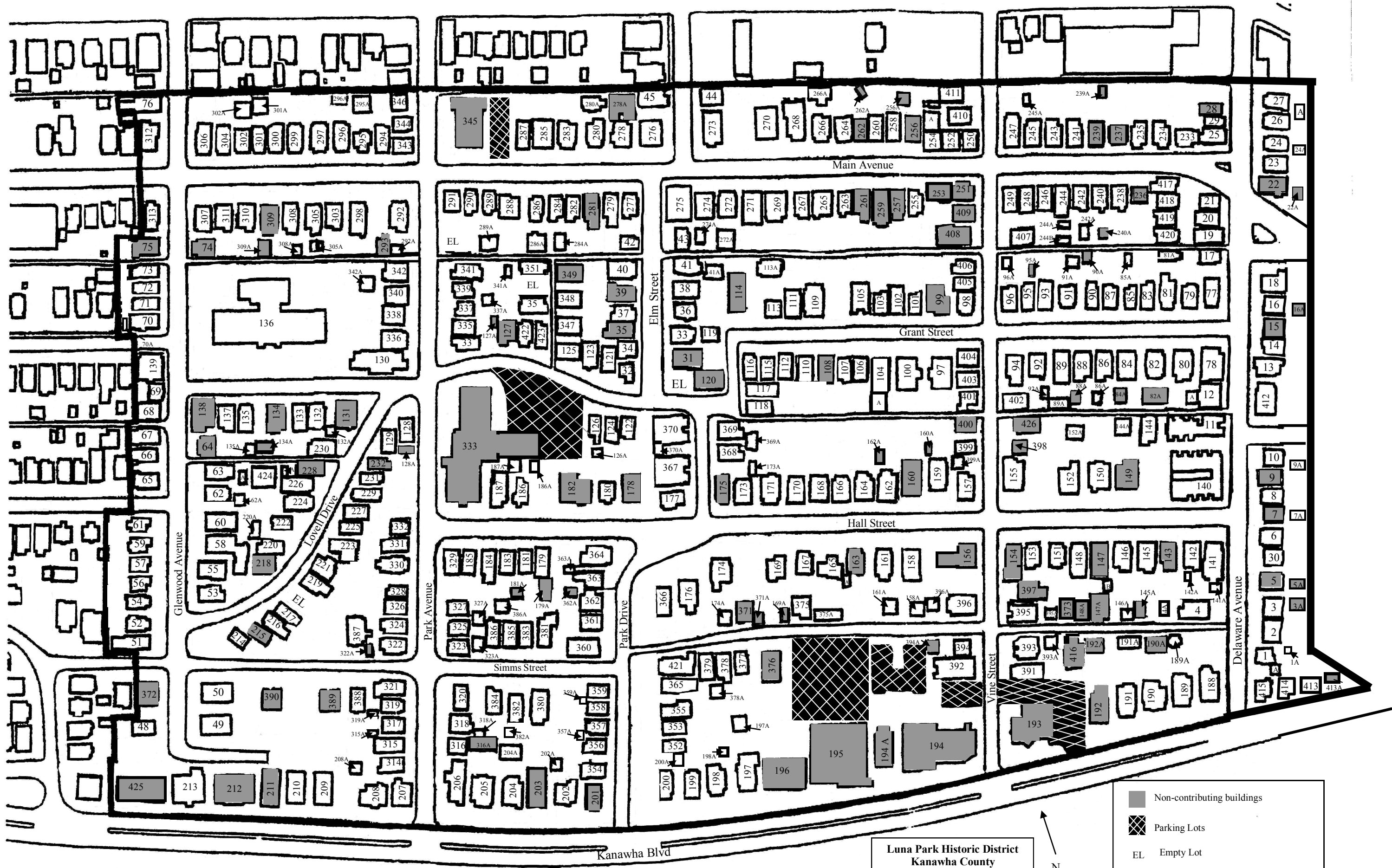
Luna Park HD
Kanawha Co., WV
Charleston West
Quad

1. 442764
4246235

2. 443300
4245889

3. 443166
4245610

4. 442558
4245908



Luna Park Historic District
Kanawha County
Charleston, WV

- Non-contributing buildings
- Parking Lots
- EL Empty Lot

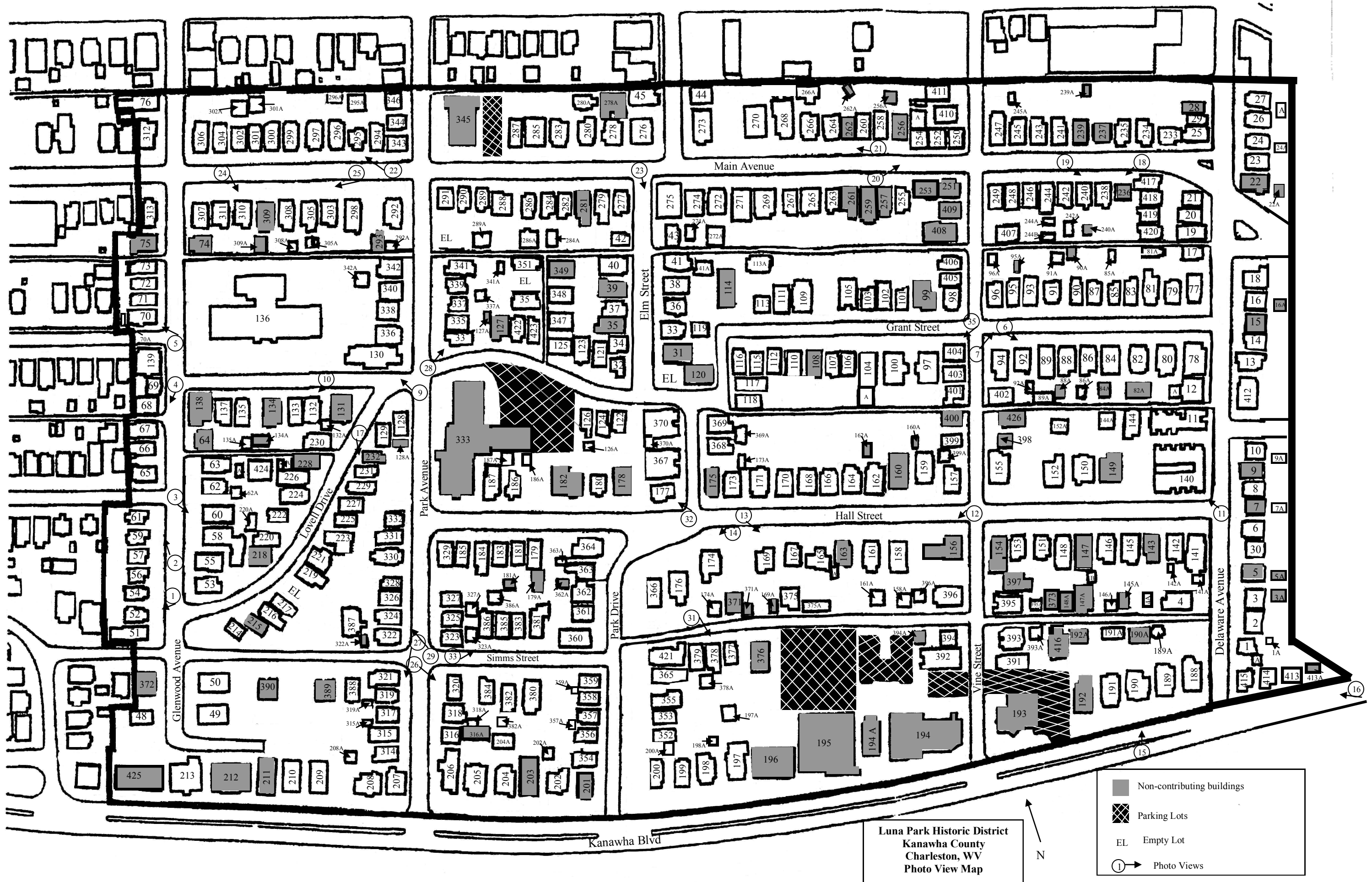




Photo 1 of 35
Glenwood Avenue, west side, resources 51 and 52, facing southwest



Photo 2 of 35
Glenwood Avenue, west side, resources 57, 59, 61, 65, and 66 facing northwest



Photo 3 of 35
Glenwood Avenue, east side, resources 58 and 60, facing southeast



Photo 4 of 35
Glenwood Avenue, west side, looking south near Grant Avenue towards resources 65-68



Photo 5 of 35

Glenwood Avenue, west side, looking north near Grant towards resources 70, 71, 72, and 73



Photo 6 of 35

Grant Avenue, south side, looking east from Vine towards 92, 89, 88, and 86



Photo 7 of 35

Grant Avenue, north side, looking east from Vine towards resources 93, 95, and 96



Photo 8 of 35

Grant Avenue, south side, looking east towards resources 122, 124, and 126



Photo 9 of 35

Grant Avenue, north side, looking west from Park Ave towards resources 130 and 136



Photo 10 of 35

Grant Avenue, south side, looking west from Lovell towards 132-135



Photo 11 of 35
Hall Street, north side, looking west toward resource 140



Photo 12 of 35
Hall Street, south side, looking west toward resources 165, 158, and 161



Photo 13 of 35

Hall Street, south side, looking east toward resources 172, 169, 167, and 165



Photo 14 of 35

Hall Street and Park Drive, looking west from Park Drive toward resources 174, 176, 366, 362, 363, and 364



Photo 15 of 35
Kanawha Blvd looking north at resources 190, 189, and 188



Photo 16 of 35
Kanawha Boulevard looking northwest



Photo 17 of 35
Lovell, looking south toward 232, 231, 229, 227 and 225



Photo 18 of 35
Main Street, south side, looking west toward resources 236, 238, 240, 242, 244, and 246



Photo 19 of 35
Main Street, south side, looking east toward 240, 238, and 236



Photo 20 of 35
Main Street, north side, looking west toward resources 254, 252, and 250



Photo 21 of 35
Main Street, north side, looking east at 262, 264, 266, 268, and 270



Photo 22 of 35
Main Street, north side, looking west, west of Park Avenue toward resources 295, 296, 297, 299, 300, and 301



Photo 23 of 35

Main Street, south side, looking west near Elm at resource 275



Photo 24 of 35

Main Street, south side, looking south, east of Glenwood toward 310 and 311



Photo 25 of 35

Main Street, South side, looking west, west of Park Avenue toward resources 303, 305, 308, and 309



Photo 26 of 35

Park Avenue, near Simms Street toward resources 320, 318, 316, and 206



Photo 27 of 35

Park Avenue, west side, looking south from Simms toward resources 321, 319, 317, 315, and 314



Photo 28 of 35

Park Avenue, west side, looking north from Grant Avenue toward resources 334, 335, 337, 339, and 341



Photo 29 of 35

Park Avenue, west side, looking north from Simms at resources 322, 324, 326, and 328



Photo 30 of 35

Park Avenue, east side, looking north from Grant at resources 336, 338, and 340



Photo 31 of 35
Park Court, looking north towards 347, 348, 349, 350, and 351



Photo 32 of 35
Park Drive, west side, looking north toward resource numbers 177, 367, and 370



Photo 33 of 35
Simms, looking east from Park Avenue.



Photo 34 of 35
Simms, south side, near Park Drive and resource 378



Photo 35 of 35

Vine Street, west side, looking south from Grant Avenue toward resources 404, 403, 401, and 400 on Vine and 97 and 100 on Grant Avenue